

D2024

D 2024

DEUTSCH

ionnic | 

Mission Statement

To become the preferred supplier of electrical, lighting and safety solutions for mobile plant and equipment in the mining and services industry.

We will continue to improve and expand our range of products that meet and exceed OEM standards, maintaining the latest technology and innovation available backed by technical support and supply.



DT Series

DT Series	8
DT Series – DT Detector Half Kits	18
DTV Series	19
DT-XT Series	20
DTM Series	22
Assortment Kits	28
DTP Series	33
DTHD Series	36

HD Series

HD10 Series	40
HD30/HDP20 Series	46

AEC & DR Series

AEC Series	70
DRB Series	72
DRC Series	75

Specialty

PCB Headers	80
Bussing Hubs	83
Bussed Receptacles	86
Sealed Bus Bars	88
Diodes & Resistors	89
CAN	90
HD30 Breakaway	94

Contacts & Tools

Contacts & Cavity Plugs	98
Crimping Tools	104
Removal Tools	108

Caterpillar Cross Reference

110

Housing Modifications

115

Index

120

What's new in DEUTSCH 2024

NEW in DT Series

10 TNB1 DT Series – TNB1 Special Modification

16 DT Series – Dust Caps – Receptacles

19 DTV Series (black housing)




20 DT-XT Series

25 DTM Series – Kits

32 Assortment Kits – DTM Series including Crimping Tool

35 DTP Series – Insulators/Boots

37 Jiffy Splice



What's new in DEUTSCH 2024

NEW in HD Series




HD30/HDP20 Series – Mounting Brackets 50

HD30 Series – Adaptors 50

D Hole Punch 51


NEW in AEC & DR Series



AEC Series 70

DRC Series Backshell 77

NEW in Specialty



Bussing Hubs 83

Diodes – Bidirectional 89

CAN Splice Connector Kits 91

HD30 Breakaway Components 95

DT Series



DT Series



DT Series 8



DT Detector Half Kits 18



DTV Series 19



DT-XT Series 20




DTM Series 22



Assortment Kits 28




DTP Series 33



DTHD Series 36

DT Series

DT Series

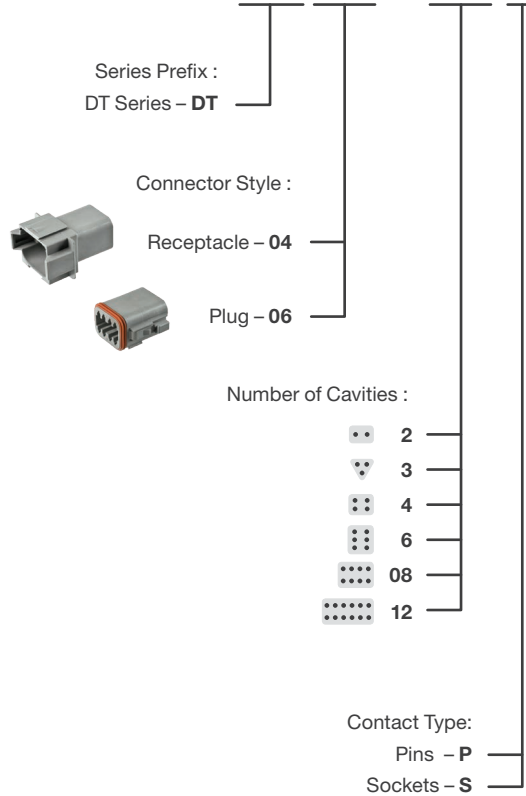


- Environmentally sealed – IP68, IP6K9K, when installed to manufacturer’s specifications.
- 2, 3, 4, 6, 8 and 12 cavity arrangements.
- Latched mating.
- Wedgelocks ensure contact alignment and retention.
- Accepts size 16 contacts, each with 13A continuous capacity.
- Available in kits with Solid Green Band, Solid – Gold-plated, and F-Crimp contact options.
- CAT-Spec kit option.
- Kits available containing all components required to make one (half kits), or both sides of a connection.
- The P012 enhanced seal is now standard for the DT Series 2 & 3 cavity plugs.

Housing :	Thermoplastic
Seal :	Silicone Rubber
Wedglock :	Thermoplastic
Contact Size :	16
Contact Rating :	13A @ 125°C
Shock :	50G
Vibration :	20G rms 10 – 2000Hz
Approvals :	20mm Flame Test per Standard UL-94
Ingress Protection :	IP68, IP6K9K
Operating Temperature :	-55°C to 125°C

Part Numbering System

DT 04 – 08 P A – L012



Popular Special Modifications :

- **blank** – No modification.
- **C015** – Reduced diameter seal (E Seal).
- **E005** – Protective end cap. Black.
- **E008** – Heat shrink adaptor.
- **EP06** – Enhanced front seal (P012) and end cap.
- **EP08** – Enhanced front seal (P012) and end cap. Black.
- **L012** – Flange Mount receptacle.
- **P012** – Enhanced front seal.

For a complete list of special modifications see page 115–119

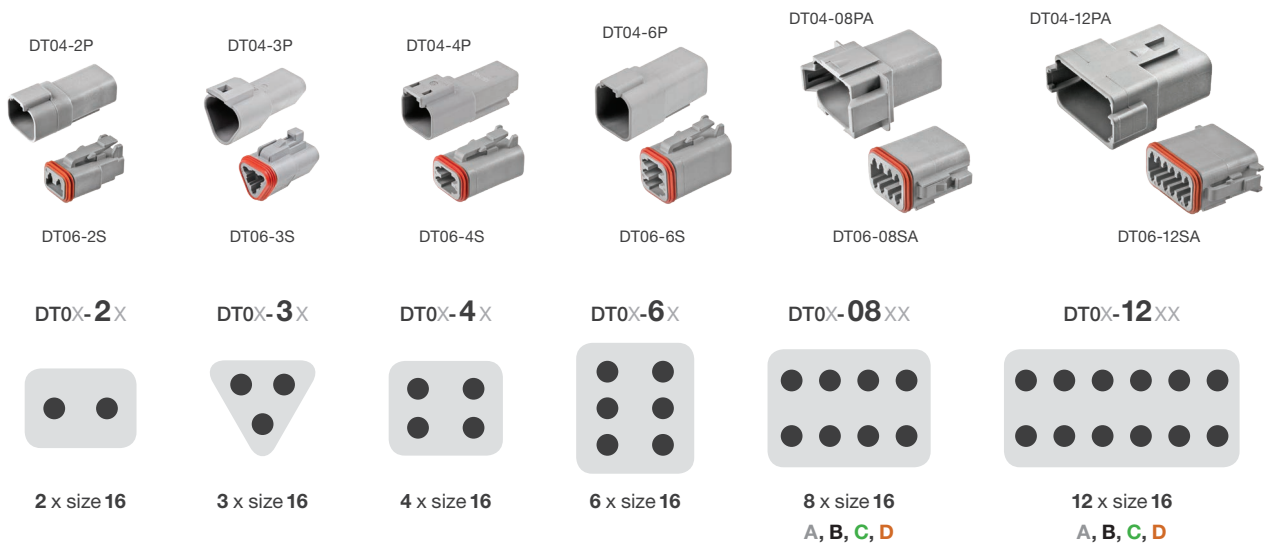
Keying Options :

- **blank** – no keying
- **A** – Grey housing
- **B** – Black housing
- **C** – Green housing
- **D** – Brown housing

Keying Option is only available with 08 and 12 cavity housings.

Temporary Green & Brown Housing Change


Due to material shortages, some green & brown housing connectors may use a grey housing with a green/brown seal retention cap, until further notice.



DT Series – Popular Components

Circuits	Housing	Receptacle Components		Circuits	Housing	Plug Components	
		Wedglock	Size 16 Pin – Nickel			Wedglock	Size 16 Socket – Nickel
2	DT04-2P	W2P	0460-202-16141 AWG20-16 / 0.5-1.0mm ²	2	DT06-2S	W2S-P012	0462-201-16141 AWG20-16 / 0.5-1.0mm ²
3	DT04-3P	W3P		3	DT06-3S	W3S-P012	
4	DT04-4P	W4P	Green Band	4	DT06-4S	W4S	Green Band
6	DT04-6P	W6P	0460-215-16141 AWG14 / 1.0-2.0mm ²	6	DT06-6S	W6S	0462-209-16141 AWG14 / 1.0-2.0mm ²
8	DT04-08PA	W8P		8	DT06-08SA	W8S	
12	DT04-12PA	W12P	114017 Cavity Plug	12	DT06-12SA	W12S	114017 Cavity Plug

For complete details on contacts & further options see page 98



DT Series

Popular DT Series Special Modifications

C015

Reduced diameter seal (E Seal) cavity for use with thin wall cable.

DT04-4P-C015



E008

Heat shrink adaptor.

DT04-2P-E008



EP09

Plug with enhanced seal retention (P012), latch guard end cap, black.

DT06-3S-EP09



EP11

Plug with enhanced seal retention (P012), heat shrink adaptor, black. Featured on page 91.

DT06-3S-EP11



EP13

Bussed receptacle, 4 and 6 way only. 1 x buss, black, nickel-plated pins. Featured on page 87.

DT04-4P-EP13



EP14

Bussed receptacle, 6 way, 2 busses, black, nickel-plated pins. Featured on page 87.

DT04-6P-EP14



L012

Flange mount receptacle.

DT04-2P-L012



P006

120 Ohm terminating resistor (J1939). Featured on page 91.

DT06-3S-P006




P007

Receptacle Y connector (J1939). Featured on page 91.

DT04-3P-P007



Shown with W6S-P012 wedgelock



DT06-6S-P012



P012

Enhanced front seal. Provides an ultra tight environmental seal. Used in conjunction with P012 wedgelocks to enhance seal retention during mating and unmating.

Black housing excluding 8 and 12 cavity, where the colour is based on keying.

All 2 & 3 cavity DT Series connectors now feature the P012 seal as standard. All 2 & 3 cavity wedgelocks are P012 (green) as standard.

PP01

Plug with enhanced seal retention (P012), 120 Ohm terminating resistor (J1939), end cap, black.

DT06-3S-PP01



TN81

Snap on heat shrink adaptor.

NEW

DT06-2S-TN81



'CAT-Spec' Modifications



DT04-3P-E005
E005



DT06-6S-EP06
EP06



DT06-12SA-EP08
EP08

- Black.
- Rear end cap.
- Improved seal retention (plugs).

The DT Series connector housings with suffix E005, EP06 & EP08 are typically referred to as 'CAT-Spec', short for CATERPILLAR Specification.

These modified housings are used on most CATERPILLAR mining machinery as an OEM standard connector.

At a glance, they are black and feature a cap on the rear to retain the connectors' rear wire seal. The plugs include improved seal retention by using the P012 wedgelock.

E005 – Receptacles only. Black.

EP06 – Plugs only. 2, 3, 4 & 6 cavity are black. 8 & 12 cavity are grey – this makes them exempt from being 'CAT-Spec'.

EP08 – Plugs only. 8 & 12 cavities only. Black.

For a complete list of special modifications see page 115–119



DT04-2P-L012



DT04-6P



DT04-12PA-E005



DT06-3S



DT06-6S-EP06



DT06-08SA-E008

DT Series – Housings – Receptacles

Cavities	Part No.	Pack Quantities				Bulk Box
		1	10	50	100	
2	DT04-2P	•	•	•	•	1000
	DT04-2P-C015	•	•	–	–	1000
	DT04-2P-E005	•	•	•	•	950
	DT04-2P-E008	•	•	•	•	800
	DT04-2P-L012	•	•	•	–	400
3	DT04-3P	•	•	•	•	850
	DT04-3P-C015	•	•	–	–	850
	DT04-3P-E005	•	•	•	•	800
	DT04-3P-E008	•	•	•	•	600
	DT04-3P-L012	•	•	–	–	450
	DT04-3P-P006	•	•	•	•	750
	DT04-3P-P007	•	•	•	–	200
4	DT04-4P	•	•	•	•	700
	DT04-4P-C015	•	•	•	–	700
	DT04-4P-E005	•	•	•	•	700
	DT04-4P-E008	•	•	•	•	500
	DT04-4P-EP13	•	•	–	•	700
	DT04-4P-L012	•	•	•	–	350
6	DT04-6P	•	•	•	•	600
	DT04-6P-C015	•	•	–	–	600
	DT04-6P-E005	•	•	•	•	500
	DT04-6P-E008	•	•	•	–	450
	DT04-6P-EP13	•	•	–	–	500
	DT04-6P-EP14	•	•	–	–	500
	DT04-6P-L012	•	•	•	–	400
8	DT04-08PA	•	•	•	•	350
	DT04-08PA-C015	•	•	–	–	350
	DT04-08PA-E005	•	•	•	–	300
	DT04-08PA-E008	•	•	–	–	250
	DT04-08PA-L012	•	•	–	–	200
12	DT04-12PA	•	•	•	–	300
	DT04-12PA-C015	•	•	–	–	300
	DT04-12PA-E005	•	•	•	–	250
	DT04-12PA-E008	•	•	–	–	250
	DT04-12PA-L012	•	•	–	–	200
	DT04-12PB	•	•	–	–	300

DT Series – Housings – Plugs

Cavities	Part No.	Pack Quantities				Bulk Box
		1	10	50	100	
2	DT06-2S	•	•	•	•	1800
	DT06-2S-C015	•	•	•	–	1800
	DT06-2S-E008	•	•	•	•	1200
	DT06-2S-EP06	•	•	•	•	1600
3	DT06-3S	•	•	•	•	1400
	DT06-3S-C015	•	•	•	–	1400
	DT06-3S-E008	•	•	•	•	900
	DT06-3S-EP06	•	•	•	•	1200
	DT06-3S-EP09	•	•	–	•	1100
	DT06-3S-EP11	•	•	–	–	900
	DT06-3S-P006	•	•	–	–	1000
DT06-3S-PP01	•	•	–	–	1000	
4	DT06-4S	•	•	•	•	1200
	DT06-4S-E008	•	•	–	•	800
	DT06-4S-EP06	•	•	•	•	1000
6	DT06-6S	•	•	•	•	900
	DT06-6S-C015	•	•	–	–	900
	DT06-6S-E008	•	•	•	•	550
	DT06-6S-EP06	•	•	•	•	800
8	DT06-08SA	•	•	•	•	550
	DT06-08SA-C015	•	•	–	–	550
	DT06-08SA-E008	•	•	•	–	400
	DT06-08SA-EP06	•	•	–	–	500
	DT06-08SA-EP08	•	•	•	–	500
12	DT06-12SA	•	•	•	–	500
	DT06-12SA-C015	•	•	–	–	500
	DT06-12SA-E008	•	•	•	–	350
	DT06-12SA-EP06	•	•	–	–	450
	DT06-12SA-EP08	•	•	•	–	450
	DT06-12SB	•	•	–	–	500
	DT06-12SB-EP06	•	•	–	–	450
	DT06-12SC	•	•	–	–	500
DT06-12SD	•	•	–	–	500	

Bulk Boxes are available for the complete range of TE DEUTSCH upon request, lead times may apply.




DT Series

DT Series Kit Types


DTX
Standard Connector
with
F-Crimp Contacts




DTX-1
Standard Connector
with
Solid Green Band
Contacts



DTX-3
Standard Connector
with
Solid Contacts



DTX-4
Standard Connector
with
Solid Green Band
Gold-plated Contacts



DT2A-1
Standard with A Keying Connector
with
Solid Green Band
Contacts



DTX-1-E008
Heat Shrink Adaptor Connector
with
Solid Green Band
Contacts



DT2-1B
Black Connector
with
Solid Green Band
Contacts



DT2A-1B
Black with A Keying Connector
with
Solid Green Band
Contacts




DTX-1-L012
Flange Mount Connector
with
Solid Green Band
Contacts



DTX-1-CAT
CAT-Spec Connector
with
Solid Green Band
Contacts



DTX-4-CAT
CAT-Spec Connector
with
Solid Green Band
Gold-plated Contacts



Size 16 Green Band Contacts

Size 16 solid contacts are available to suit 2 wire sizes.
Contacts with the **Green Band** marking accept the larger
wire size of AWG14 / 1.0 – 2.0mm².




DT Series – Kits

Cavities	Connector Type	Contact Type (Size 16)	Part No.	Pack Quantities					
				1	10	100	500	1000	
2	Standard	F-Crimp	DT2	●	—	—	—	—	
		Solid – Green Band	DT2-1	●	●	●	●	●	
		Solid	DT2-3	●	—	—	—	—	
		Solid – Green Band Gold-plated	DT2-4	●	—	—	—	—	
	Standard – A Keying	Solid – Green Band	DT2A-1	●	—	—	—	—	
	Flange Mount	Solid – Green Band	DT2-1-L012	●	—	—	—	—	
	Heat Shrink Adaptor	Black	Solid – Green Band	DT2-1-E008	●	—	—	—	—
		Black – A Keying	Solid – Green Band	DT2-1B	●	—	—	—	—
	CAT-Spec	Solid – Green Band	DT2-1-CAT	●	—	—	—	—	
		Solid – Green Band Gold-plated	DT2-4-CAT	●	—	—	—	—	
	3	Standard	F-Crimp	DT3	●	—	—	—	—
			Solid – Green Band	DT3-1	●	●	●	●	—
Solid			DT3-3	●	—	—	—	—	
Solid – Green Band Gold-plated			DT3-4	●	—	—	—	—	
Flange Mount		Solid – Green Band	DT3-1-L012	●	—	—	—	—	
Heat Shrink Adaptor		Solid – Green Band	DT3-1-E008	●	—	—	—	—	
		Solid – Green Band	DT3-1-CAT	●	—	—	—	—	
CAT-Spec		Solid – Green Band Gold-plated	DT3-4-CAT	●	—	—	—	—	
		Solid – Green Band	DT3-1-CAT	●	—	—	—	—	
4		Standard	F-Crimp	DT4	●	—	—	—	—
	Solid – Green Band		DT4-1	●	●	●	●	—	
	Solid		DT4-3	●	—	—	—	—	
	Solid – Green Band Gold-plated		DT4-4	●	—	—	—	—	
	Flange Mount	Solid – Green Band	DT4-1-L012	●	—	—	—	—	
	Heat Shrink Adaptor	Solid – Green Band	DT4-1-E008	●	—	—	—	—	
		Solid – Green Band	DT4-1-CAT	●	—	—	—	—	
	CAT-Spec	Solid – Green Band Gold-plated	DT4-4-CAT	●	—	—	—	—	
		Solid – Green Band	DT4-1-CAT	●	—	—	—	—	
	6	Standard	F-Crimp	DT6	●	—	—	—	—
Solid – Green Band			DT6-1	●	●	●	—	—	
Solid			DT6-3	●	—	—	—	—	
Solid – Green Band Gold-plated			DT6-4	●	—	—	—	—	
Flange Mount		Solid – Green Band	DT6-1-L012	●	—	—	—	—	
Heat Shrink Adaptor		Solid – Green Band	DT6-1-E008	●	—	—	—	—	
		Solid – Green Band	DT6-1-CAT	●	—	—	—	—	
CAT-Spec		Solid – Green Band Gold-plated	DT6-4-CAT	●	—	—	—	—	
		Solid – Green Band	DT6-1-CAT	●	—	—	—	—	
8		Standard	F-Crimp	DT8	●	—	—	—	—
	Solid – Green Band		DT8-1	●	●	●	—	—	
	Solid		DT8-3	●	—	—	—	—	
	Solid – Green Band Gold-plated		DT8-4	●	—	—	—	—	
	Flange Mount	Solid – Green Band	DT8-1-L012	●	—	—	—	—	
	Heat Shrink Adaptor	Solid – Green Band	DT8-1-E008	●	—	—	—	—	
		Solid – Green Band	DT8-1-CAT	●	—	—	—	—	
	CAT-Spec	Solid – Green Band Gold-plated	DT8-4-CAT	●	—	—	—	—	
		Solid – Green Band	DT8-1-CAT	●	—	—	—	—	
	12	Standard	F-Crimp	DT12	●	—	—	—	—
Solid – Green Band			DT12-1	●	●	●	—	—	
Solid			DT12-3	●	—	—	—	—	
Solid – Green Band Gold-plated			DT12-4	●	—	—	—	—	
Flange Mount		Solid – Green Band	DT12-1-L012	●	—	—	—	—	
Heat Shrink Adaptor		Solid – Green Band	DT12-1-E008	●	—	—	—	—	
		Solid – Green Band	DT12-1-CAT	●	—	—	—	—	
CAT-Spec		Solid – Green Band Gold-plated	DT12-4-CAT	●	—	—	—	—	
		Solid – Green Band	DT12-1-CAT	●	—	—	—	—	

Kit Contents: 1 x Receptacle & Wedgelock, 1 x Plug & Wedgelock, Contacts to suit



DT Series



DT8FP-1



DT4MP-1

Half Kits


Half Kits contain all components to make one half of a connection.

Each kit contains **Green Band** contacts and a standard DT Series housing with appropriate wedgelock.

DT Series – Half Kits


Style	Contact Type (Size 16)	No. of Cavities					
		2	3	4	6	8	12
Receptacle	Solid – Green Band	DT2MP-1	DT3MP-1	DT4MP-1	DT6MP-1	DT8MP-1	DT12MP-1
Plug	Solid – Green Band	DT2FP-1	DT3FP-1	DT4FP-1	DT6FP-1	DT8FP-1	DT12FP-1

Kit Contents:
1 x Housing & Wedgelock
Contacts to suit



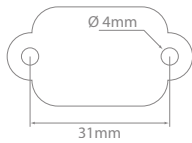
DT Series – Wedgelocks

Cavities	Type	Suits	Part No.	Pack Quantities					Bulk Box
				1	10	50	100	1000	
2	Standard	Receptacles	W2P	●	●	●	●	●	22,000
	Enhanced Seal	Plugs	W2S-P012	●	●	●	●	●	8000
	A Keying	Receptacles	W2PA	●	—	—	—	—	—
	A Keying	Plugs	W2SA	●	—	—	—	—	—
3	Standard	Receptacles	W3P	●	●	●	●	●	20,000
	Enhanced Seal	Plugs	W3S-P012	●	●	●	●	●	6000
	J1939	Plugs	W3S-1939	●	●	●	●	—	—
	J1939 Enhanced Seal	Plugs	W3S-1939-P012	●	—	—	—	—	—
	J1939	Receptacles	W3P-1939	●	●	●	●	—	—
4	Standard	Receptacles	W4P	●	●	●	●	—	15,000
	Standard	Plugs	W4S	●	●	●	●	—	5000
	Enhanced Seal	Plugs	W4S-P012	●	●	●	●	—	6000
6	Standard	Receptacles	W6P	●	●	●	●	—	10,000
	Standard	Plugs	W6S	●	●	●	●	—	3500
	Enhanced Seal	Plugs	W6S-P012	●	●	●	●	—	4000
	Enhanced Seal	Plugs	W6S2-P012	●	—	—	—	—	—
8	Standard	Receptacles	W8P	●	●	●	●	—	5000
	Standard	Plugs	W8S	●	●	●	●	—	2500
	Enhanced Seal	Plugs	W8S-P012	●	●	●	●	—	2000
12	Standard	Receptacles	W12P	●	●	●	●	—	5000
	Standard	Plugs	W12S	●	●	●	●	—	2000
	Enhanced Seal	Plugs	W12S-P012	●	●	●	●	—	2000



DT Series – Mounting Clips

Part No.	Suits	Mounting Direction	Material	Mounting Hole Ø (mm)	Pack Quantities			
					1	10	25	100
1011-026-0205	All except 8 cavity	Straight	Thermoplastic	5	•	—	—	—
1011-027-0805	8 cavity connectors only	Straight	Thermoplastic	5	•	—	—	—
1027-001-0800	8 cavity connectors only	Straight	Stainless steel	11	•	•	•	•
1027-003-1200	All except 8 cavity	Straight	Stainless steel	11	•	•	•	•
1027-005-1200	All except 8 cavity	Straight	Stainless steel	13	•	•	•	•
1027-008-1200	All except 8 cavity	Side	Zinc-plated steel	11	•	•	•	•
1027-009-1200	All except 8 cavity	Side	Zinc-plated steel	13	•	•	•	•



DT Series – Special – Flange Mount Receptacle

Part No.	Description	Wire Length	Mating Plug
DT2-PM	2 pin flange mount receptacle with soldered wires and rubber sealing gasket	40mm	DT06-2S

Third party manufactured.



DT Series – Flange Mount – Gaskets

Part No.	No. of Cavities					
	2	3	4	6	8	12
—	DT3P-L012-GKT	DT4P-L012-GKT	—	DT8P-L012-GKT	DT12P-L012-GKT	
Suits	—	DT04-3P-L012	DT04-4P-L012	—	DT04-08PA-L012	DT04-12PA-L012



DT Series



DTB2S



DT12P-BT



DT3P-BT-BK



DT Series – Insulators/Boots

	Colour	No. of Cavities					
		2	3	4	6	8	12
Receptacles – 120mm	Black	DTB2P	DTB3P	DTB4P	DTB6P	DTB8P	DTB12P
Plugs – 120mm	Black	DTB2S	DTB3S	DTB4S	DTB6S	DTB8S	DTB12S
Receptacles – 65mm	Grey	DT2P-BT	DT3P-BT	DT4P-BT	DT6P-BT	DT8P-BT	DT12P-BT
Plugs – 65mm	Grey	DT2S-BT	DT3S-BT	DT4S-BT	DT6S-BT	DT8S-BT	DT12S-BT
Receptacles – 65mm	Black	DT2P-BT-BK	DT3P-BT-BK	DT4P-BT-BK	DT6P-BT-BK	DT8P-BT-BK	DT12P-BT-BK

Material: Plastisol.

DT06-6S



1011-347-0605



1011-344-0205



1011-345-0305



1011-346-0405



1011-347-0605



1011-348-0805



1011-349-1205

DT Series – Dust Caps – Thermoplastic

Part No.	No. of Cavities					
	2	3	4	6	8	12
Suits	1011-344-0205	1011-345-0305	1011-346-0405	1011-347-0605	1011-348-0805	1011-349-1205
	DT06-2S	DT06-3S	DT06-4S	DT06-6S	DT06-8S	DT06-12S



DT3P-DC



NEW



DT4P-DC

NEW



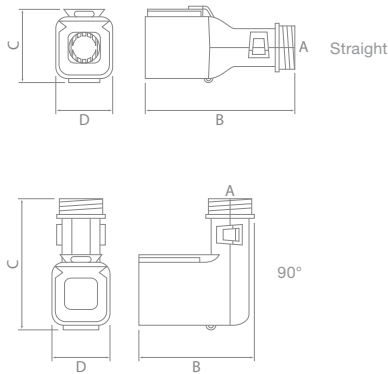
DT6P-DC



DT Series – Dust Caps – Receptacles NEW

Part No.	No. of Cavities		
	3	4	6
Suits	DT3P-DC	DT4P-DC	DT6P-DC
	DT04-3P	DT04-4P	DT04-6P

Material – Plastisol.



1011-257-0205

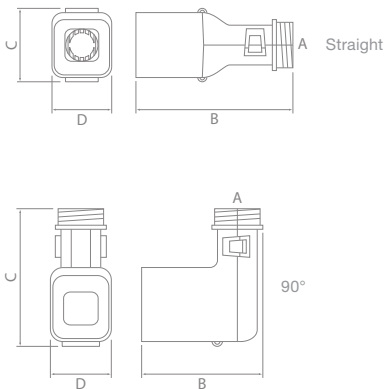


1011-250-1205



DT Series – Backshells – Receptacles

Straight	90°	Suits	A (NW)	A (NC)	B (mm)	C (mm)	D (mm)
1011-257-0205	1011-258-0205	DT04-2P	7.5, 8.5, 10	8, 10, 12	55	20	45
1011-261-0305	1011-262-0305	DT04-3P	7.5, 8.5, 10	8, 10, 12	65	27	56
1011-265-0405	1011-266-0405	DT04-4P	7.5, 8.5, 10	8, 10, 12	59	24	53
1011-269-0605	1011-270-0605	DT04-6P	8.5, 10, 13	10, 12, 16	65	28	55
1011-245-0805	1011-246-0805	DT04-08P	8.5, 10, 13	10, 12, 16	62	30	57
1011-249-1205	1011-250-1205	DT04-12P	12, 13, 17	14, 16, 20	64	29	59



1011-260-0305



1011-247-1205




DT Series – Backshells – Plugs

Straight	90°	Suits	A (NW)	A (NC)	B (mm)	C (mm)	D (mm)
1011-255-0205	1011-256-0205	DT06-2S	7.5, 8.5, 10	8, 10, 12	42	37	32
1011-259-0305	1011-260-0305	DT06-3S	7.5, 8.5, 10	8, 10, 12	46	48	37
1011-263-0405	1011-264-0405	DT06-4S	7.5, 8.5, 10	8, 10, 12	44	45	35
1011-267-0605	1011-268-0605	DT06-6S	8.5, 10, 13	10, 12, 16	45	50	39
1011-243-0805	1011-244-0805	DT06-08S	8.5, 10, 13	10, 12, 16	49	51	41
1011-247-1205	1011-248-1205	DT06-12S	12, 13, 17	14, 16, 20	55	51	45



DT Series

DT Detector Half Kits



- Transparent housing with integrated LED on wedge lock for quick circuit diagnosis.
- Colour coded wedge locks for operating voltages, 12V (yellow) and 24V (red).
- Joint retention fingers allow both contacts to be removed at the same time.
- Compatible with Pulse Width Modulated control.
- Supplied as complete kit including nickel-plated and green band contacts.
- Environmentally sealed – IP66, when installed to manufacturer's specifications.
- Industry proven DT Series.
- Latched mating.




Housing :	Ultem
Seal :	Silicone Rubber
Wedge lock :	Thermoplastic
Contact Size :	16
Contact Rating :	13A @ 125°C
Shock :	50G
Vibration :	20G rms 10 – 2000Hz
Approvals :	20mm Flame Test per Standard UL-94
Ingress Protection :	IP66
Operating Temperature :	-55°C to 125°C

Half Kits

Half Kits contain all components to make one half of a connection.

Each kit contains 2 x contacts and a DT Detector receptacle with a DT Detector Wedge lock.



DT Detector Half Kits



Part No.	Voltage	Wedge lock Colour	Socket Type	Wire Size	
				AWG	mm ²
DTLED-12V-1	12	Yellow	0462-209-16141 – Green Band Nickel-plated	14	1.0 – 2.0
DTLED-24V-1	24	Red	0462-209-16141 – Green Band Nickel-plated	14	1.0 – 2.0
DTLED-12V-3	12	Yellow	0462-201-16141 – Nickel-plated	20 – 16	0.5 – 1.0
DTLED-24V-3	24	Red	0462-201-16141 – Nickel-plated	20 – 16	0.5 – 1.0
DTLED-12V-4	12	Yellow	0462-209-1631 – Green Band Gold-plated	14	1.0 – 2.0
DTLED-24V-4	24	Red	0462-209-1631 – Green Band Gold-plated	14	1.0 – 2.0

Kit Contents:
 1 x DT Detector Receptacle (DT06-2S-SDT-CE27)
 1 x DT Detector Wedge lock (W2S-SDT-12V or W2S-SDT-24V)
 2 x Solid Socket



DEUTSCH

- 18 cavity arrangement.
- Protective end cap as standard.
- Accepts size 16 contacts, each with 13A continuous capacity.
- Flange mount receptacle.
- Rectangular, thermoplastic housing.
- Latched mating.
- Wedgelocks ensure contact alignment and retention.



Housing :	Thermoplastic
Seal :	Silicone Rubber
Wedglock :	Thermoplastic
Contact Size :	16
Contact Rating :	13A @ 125°C
Shock :	50G
Vibration :	20G rms 10 – 2000Hz
Approvals :	20mm Flame Test per Standard UL-94
Operating Temperature :	-55°C to 125°C



Part Numbering System

DTV 02 - 18 S A

Series Prefix :
DTV Series - **DTV**

Connector Style :

Receptacle - **02**

Plug - **06**

Keying Options :

A - Grey housing

B - Black housing

C - Green housing

D - Brown housing

P - Pins
S - Sockets

Contact Type

18 Number of Cavities

Temporary **Brown** Housing Change

Due to material shortages, brown housing connectors may use a grey housing with a brown seal retention cap, until further notice.



DTV02-18PA



DTV02-18PB



WV-18P



DTV06-18SA



DTV06-18SB



WV-18S

For complete details on contacts & further options see page 98

DTV Series


Cavities	A Keying	B Keying (Black housing)	Style	Wedgelocks
18	DTV02-18PA	DTV02-18PB	Receptacle	WV-18P
18	DTV06-18SA	DTV06-18SB	Plug	WV-18S



DT Series

DT-XT Series

NEW



XT04-18PA



XT06-18SA

IP67 IP68 IP69K

- High performance seal and cover design – improved flexibility, tear resistance, and water ingress protection.
- Advanced seal materials offer greater flexibility and tear resistance.
- Rear seals constructed from high consistency rubber (HCR) – greater protection during contact insertion/extraction.
- Plug housing forms a covalent bond with the LSR seal improving mating/unmating longevity.
- Integrated rear cover protects the seal from cable exit bend radius issues.
- Pre-assembled and seal-tested.
- No wedgelock required.
- Corrugations on plug's locking latch for better grip when unmating.
- Environmentally sealed – IP67, IP68, IP69K, when installed to manufacturer's specifications.
- SAE J2030 power-wash tested.

Housing :	Thermoplastic
Rear Seals :	High Consistency Rubber (HCR)
Wedgelock :	Thermoplastic
Contact Size :	16
Contact Rating :	13A @ 125°C
Shock :	50G
Vibration :	20G rms 10 – 2000Hz
Approvals :	SAE J2030 Power-wash test capable
Ingress Protection :	IP67, IP68, IP69K
Operating Temperature :	-55°C to 125°C



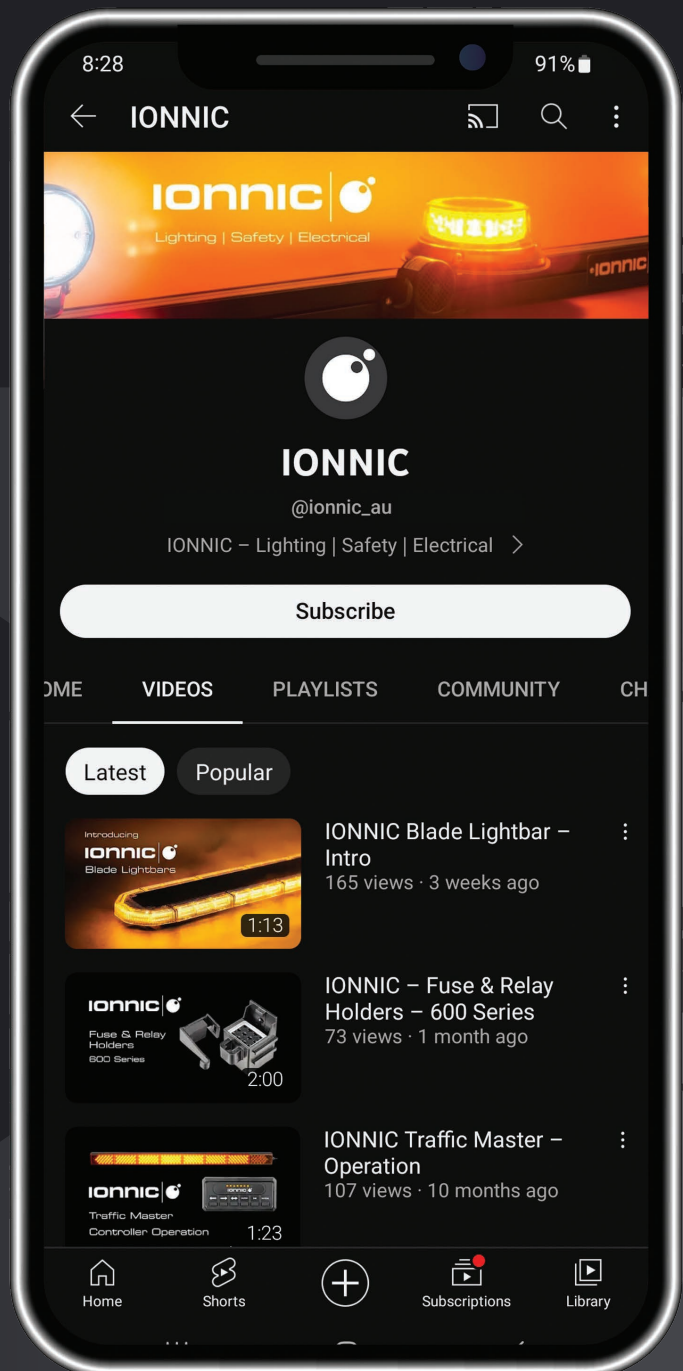
For complete details on contacts & further options see page 98

DT-XT Series **NEW**

Cavities	Receptacle	Plug
18	XT04-18PA	XT06-18SA


IONNIC YouTube Channel

Product videos,
configuration tutorials
and more



DT Series

DTM Series



- Environmentally sealed – IP68, IP6K9K, when installed to manufacturer's specifications.
- 2, 3, 4, 6, 8 and 12 cavity arrangements.
- Latched mating.
- Wedgelocks ensure contact alignment and retention.
- Accepts size 20 contacts, each with 7.5A continuous capacity.
- Available in kits with Solid Purple Band, or Solid Gold-plated contact options.
- Each kit contains all components required to make both sides of a connection.

Housing :	Thermoplastic
Seal :	Silicone Rubber
Wedglock :	Thermoplastic
Contact Size :	20
Contact Rating :	7.5A @ 125°C
Shock :	50G
Vibration :	20G rms 10 – 2000Hz
Approvals :	20mm Flame Test per Standard UL-94
Ingress Protection :	IP68, IP6K9K
Operating Temperature :	-55°C to 125°C

Part Numbering System

DTM 06 - 12 S A - E007

Series Prefix :
DTM Series - **DTM**

Connector Style :

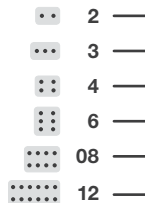


Receptacle - **04**



Plug - **06**

Number of Cavities :



Contact Type:

Pins - **P**

Sockets - **S**

Popular Special Modifications :

- **blank** - No modification.
- **E007** - Heat shrink adaptor.
- **E004** - Black connector body.
- **P006** - 120 Ohm terminating resistor.
- **EP10** - 120 Ohm terminating resistor. Black.
- **L012** - Flange Mount receptacle.
- **P007** - Bussed receptacle, 6 way, 2 busses, Black.

For a complete list of special modifications see page 115-119

Keying Options :


- **blank** - no keying
- **A** - Grey housing
- **B** - Black housing
- **C** - Green housing
- **D** - Brown housing

Keying Option is only available with 08 and 12 cavity housings.

Temporary Green & Brown Housing Change

Due to material shortages, some green & brown housing connectors may use a grey housing with a green/brown seal retention cap, until further notice.

DT Series



DTM Series – Popular Components

Circuits	Receptacle Components			Plug Components		
	Housing	Wedgelock	Size 20 Pin – Nickel	Housing	Wedgelock	Size 20 Socket – Nickel
2	DTM04-2P	WM-2P	0460-202-20141 AWG20 / 0.5mm ²	DTM06-2S	WM-2S	0462-201-20141 AWG20 / 0.5mm ²
3	DTM04-3P	WM-3P		DTM06-3S	WM-3S	
4	DTM04-4P	WM-4P	Purple Band	DTM06-4S	WM-4S	Purple Band
6	DTM04-6P	WM-6P	0460-010-20141 AWG18-16 / 0.75-1.3mm ²	DTM06-6S	WM-6S	0462-005-20141 AWG18-16 / 0.75-1.3mm ²
8	DTM04-08PA	WM-8P		DTM06-08SA	WM-8S	
12	DTM04-12PA	WM-12P	0413-204-2005 Cavity Plug	DTM06-12SA	WM-12S	0413-204-2005 Cavity Plug

For complete details on contacts & further options see page 98



DT Series

Popular DTM Series Special Modifications

E004

Black connector body.

DTM04-4P-E004



E007

Heat shrink adaptor.

DTM04-2P-E007



EP10

120 Ohm terminating resistor. Black.

DTM06-2S-EP10



L012

Flange Mount receptacle.

DTM04-12PA-L012



P006

120 Ohm terminating resistor.

DTM04-2P-P006



P007

Bussed receptacle, 6 way, 2 busses, black, nickel-plated pins. Featured on page 93.

DTM04-2P-P007



For a complete list of special modifications see page 115-119



DTM04-2P-P006



DTM04-4P



DTM04-08PA



DTM06-3S-E007



DTM06-6S



DTM06-6S




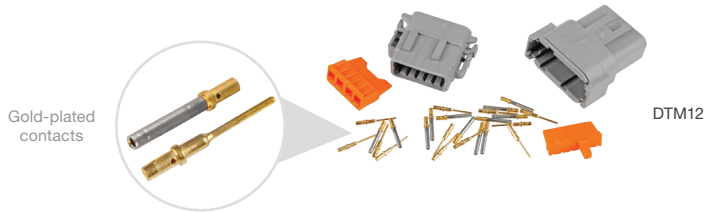

DTM Series – Housings – Receptacles

Cavities	Part No.	Pack Quantities				
		1	10	50	100	Bulk Box
2	DTM04-2P	•	•	•	•	1200
	DTM04-2P-E007	•	•	–	–	1000
	DTM04-2P-P006	•	•	–	–	1000
	DTM04-2P-P007	•	•	–	–	200
3	DTM04-3P	•	•	•	•	1000
4	DTM04-4P	•	•	•	•	800
	DTM04-6P	•	•	•	•	650
8	DTM04-08PA	•	•	•	–	500
12	DTM04-12PA	•	•	–	–	350
	DTM04-12PB	•	•	–	–	350

DTM Series – Housings – Plugs

Cavities	Part No.	Pack Quantities				
		1	10	50	100	Bulk Box
2	DTM06-2S	•	•	•	•	3000
	DTM06-2S-E007	•	•	•	–	2000
3	DTM06-3S	•	•	•	•	2000
	DTM06-3S-E007	•	•	•	–	1400
4	DTM06-4S	•	•	•	–	1600
	DTM06-4S-E004	•	•	–	–	1600
	DTM06-4S-E007	•	•	–	–	1200
6	DTM06-6S	•	•	•	–	1300
	DTM06-6S-E007	•	•	•	–	1000
8	DTM06-08SA	•	•	•	–	900
	DTM06-08SA-E007	•	•	–	–	600
12	DTM06-12SA	•	•	•	•	600
	DTM06-12SA-E007	•	•	–	–	500
	DTM06-12SB	•	•	•	–	600
	DTM06-12SC	•	•	–	–	600
	DTM06-12SD	•	–	–	–	–

Bulk Boxes are available for the complete range of TE DEUTSCH upon request, lead times may apply




DTM Series – Kits

Contact Type (Size 20)	Connector Type	Pack Quantity	No. of Cavities					
			2	3	4	6	8	12
Solid	Standard	1	DTM2-1	DTM3-1	DTM4-1	DTM6-1	DTM8-1	DTM12-1
		10	DTM2-1/10	DTM3-1/10	DTM4-1/10	DTM6-1/10	DTM8-1/10	DTM12-1/10
Solid – Gold-plated	Standard	1	DTM2	DTM3	DTM4	DTM6	DTM8	DTM12
		10	DTM2/10	DTM3/10	DTM4/10	DTM6/10	DTM8/10	DTM12/10
Solid – Purple Band	Standard	1	DTM2-2	DTM3-2	DTM4-2	DTM6-2	DTM8-2	DTM12-2
		10	DTM2-2/10	DTM3-2/10	DTM4-2/10	DTM6-2/10	DTM8-2/10	DTM12-2/10
Solid – Gold-plated NEW	E007 Mod.	1	DTM2-E007	DTM3-E007	DTM4-E007	—	—	—
F-Crimp NEW	Standard	1	DTM2-F	DTM3-F	DTM4-F	—	—	—

Kit Contents:
 1 x Receptacle & Wedgelock
 1 x Plug & Wedgelock
 Contacts to suit




DT Series



DTM Series – Wedgelocks

Cavities	Type	Suits	Part No.	Pack Quantities			
				1	10	50	100
2	Standard	Receptacles	WM-2P	•	•	•	•
	A Keyed	Receptacles	WM-2PA	•	–	–	–
	B Keyed	Receptacles	WM-2PB	•	–	–	–
	Standard	Plugs	WM-2S	•	•	•	•
	A Keyed	Plugs	WM-2SA	•	–	–	–
	B Keyed	Plugs	WM-2SB	•	–	–	–
3	Standard	Receptacles	WM-3P	•	•	•	•
	Standard	Plugs	WM-3S	•	•	•	•
4	Standard	Receptacles	WM-4P	•	•	•	•
	Standard	Plugs	WM-4S	•	•	•	•
6	Standard	Receptacles	WM-6P	•	•	•	•
	Standard	Plugs	WM-6S	•	•	•	•
8	Standard	Receptacles	WM-8P	•	•	•	•
	Standard	Plugs	WM-8S	•	•	•	•
12	Standard	Receptacles	WM-12P	•	•	•	•
	Standard	Plugs	WM-12S	•	•	•	•



DTM Series – Insulators/Boots

	Colour	No. of Cavities					
		2	3	4	6	8	12
Receptacles	Grey	DTM2P-BT	DTM3P-BT	DTM4P-BT	DTM6P-BT	DTM8P-BT	DTM12P-BT
Plugs	Grey	DTM2S-BT	DTM3S-BT	DTM4S-BT	DTM6S-BT	DTM8S-BT	DTM12S-BT

Material: Plastisol.



DTM Series – Mounting Clips

Part No.	Suits	Mounting Direction	Material	Mounting Hole Ø (mm)	Pack Quantities			
					1	10	25	100
1011-026-0205	All except 8 cavity	Straight	Thermoplastic	5	●	—	●	●
1011-027-0805	8 cavity connectors only	Straight	Thermoplastic	5	●	—	●	●
1027-001-0800	8 cavity connectors only	Straight	Stainless steel	11	●	●	●	●
1027-003-1200	All except 8 cavity	Straight	Stainless steel	11	●	●	●	●
1027-005-1200	All except 8 cavity	Straight	Stainless steel	13	●	●	●	●
1027-008-1200	All except 8 cavity	Side	Zinc-plated steel	11	●	●	●	●
1027-009-1200	All except 8 cavity	Side	Zinc-plated steel	13	●	●	●	●



DT Series

Assortment Kits



- Convenient on-site service kits containing assortments of DT, DTM Series connectors, and Backshells.
- Workshop kits feature removable compartment boxes and transparent lid.
- Solid, and Stamped & Formed (F-Crimp) contact kits available.
- Connectors are environmentally sealed – IP68, IP6K9K, when installed to manufacturer's specifications.
- Contents clearly listed.

Housing :	Thermoplastic
Seal :	Silicone Rubber
Wedgeloek :	Thermoplastic
Contact :	Copper Alloy
Contact Plating :	Nickel
Shock :	50G
Vibration :	20G rms 10 – 2000Hz
Approvals :	20mm Flame Test per Standard UL-94
Ingress Protection :	IP68, IP6K9K
Operating Temperature :	-55°C to 125°C



DTKIT



DTKIT-1

Assortment Kits – DT Series

Part No.

Kit Contents

DTKIT

136 Piece

F-Crimp contacts

Standard DT Series connectors

Receptacles & Wedgeloeks:

- 3 x DT04-2P & W2P
- 3 x DT04-3P & W3P
- 2 x DT04-4P & W4P
- 1 x DT04-6P & W6P
- 1 x DT04-08PA & W8P
- 1 x DT04-12PA & W12P

Plugs & Wedgeloeks:

- 3 x DT06-2S & W2S-P012
- 3 x DT06-3S & W3S-P012
- 2 x DT06-4S & W4S
- 1 x DT06-6S & W6S
- 1 x DT06-08SA & W8S
- 1 x DT06-12SA & W12S

Contacts & Cavity Plugs:

- 12 x Cavity Plugs (114017)
- 40 x F-Crimp Pin (1060-16-0122L)
- 40 x F-Crimp Socket (1062-16-0122L)

DTKIT-1

136 Piece

Solid contacts

Standard DT Series connectors

Receptacles & Wedgeloeks:


- 3 x DT04-2P & W2P
- 3 x DT04-3P & W3P
- 2 x DT04-4P & W4P
- 1 x DT04-6P & W6P
- 1 x DT04-08PA & W8P
- 1 x DT04-12PA & W12P

Plugs & Wedgeloeks:

- 3 x DT06-2S & W2S-P012
- 3 x DT06-3S & W3S-P012
- 2 x DT06-4S & W4S
- 1 x DT06-6S & W6S
- 1 x DT06-08SA & W8S
- 1 x DT06-12SA & W12S

Contacts & Cavity Plugs:

- 12 x Cavity Plug (114017)
- 40 x Solid Pin – Green Band (0460-215-16141)
- 40 x Solid Socket – Green Band (0462-209-16141)



Assortment Kits – DT Series including Tools

Part No.	Kit Contents		
DTKIT-2	Receptacles & Wedgelocks:	Plugs & Wedgelocks:	Contacts & Cavity Plugs:
138 Piece	3 x DT04-2P & W2P 3 x DT04-3P & W3P 2 x DT04-4P & W4P 1 x DT04-6P & W6P 1 x DT04-08PA & W8P 1 x DT04-12PA & W12P	3 x DT06-2S & W2S-P012 3 x DT06-3S & W3S-P012 2 x DT06-4S & W4S 1 x DT06-6S & W6S 1 x DT06-08SA & W8S 1 x DT06-12SA & W12S	12 x Cavity Plug (114017) 40 x Solid Pin – Green Band (0460-215-16141) 40 x Solid Socket – Green Band (0462-209-16141)
Solid contacts			Tools:
Standard DT Series connectors			1 x Removal Tool (DET-RT)
Crimping and Multi-use tool			1 x Crimping Tool (DET16)



Assortment Kits – DT Series 'CAT-Spec'

Part No.	Kit Contents		
DTKIT-1-CAT	Receptacles & Wedgelocks:	Plugs & Wedgelocks:	Contacts & Cavity Plugs:
136 Piece	3 x DT04-2P-E005 & W2P 3 x DT04-3P-E005 & W3P 2 x DT04-4P-E005 & W4P 1 x DT04-6P-E005 & W6P 1 x DT04-08PA-E005 & W8P 1 x DT04-12PA-E005 & W12P	3 x DT06-2S-EP06 & W2S-P012 3 x DT06-3S-EP06 & W3S-P012 2 x DT06-4S-EP06 & W4S-P012 1 x DT06-6S-EP06 & W6S-P012 1 x DT06-08SA-EP08 & W8S-P012 1 x DT06-12SA-EP08 & W12S-P012	12 x Cavity Plug (114017) 40 x Solid Pin – Green Band (0460-215-16141) 40 x Solid Socket – Green Band (0462-209-16141)
Solid contacts			
'CAT-Spec' DT Series Connectors			

'CAT-Spec'

- Black
- Rear end cap
- Improved seal retention (plugs)

The DT Series connector housings with suffix E005, EP06 & EP08 are typically referred to as 'CAT-Spec', short for CATERPILLAR Specification.

These modified housings are used on most CATERPILLAR mining machinery as an OEM standard connector.

At a glance, they are black and feature a cap on the rear to retain the connectors' rear wire seal. The plugs include improved seal retention by using the P012 wedgelock.



DT04-3P-E005
E005



DT06-6S-EP06
EP06



DT06-12SA-EP08
EP08

DT Series



Removable compartment boxes



DTKIT-WORKSHOP



Removable compartment boxes



DTKIT-W/SHOP-CAT



Assortment Kits – DT Series – Workshop Kits

Part No.

Kit Contents

DTKIT-WORKSHOP

604 Piece
Standard DT Series
Solid contacts
Crimping and
Multi-use tool

Receptacles & Wedgelocks:

10 x DT04-2P & W2P
10 x DT04-3P & W3P
6 x DT04-4P & W4P
6 x DT04-6P & W6P
3 x DT04-8PA & W8P
3 x DT04-12PA & W12P

Plugs & Wedgelocks:

10 x DT06-2S & W2S
10 x DT06-3S & W3S
6 x DT06-4S & W4S
6 x DT06-6S & W6S
3 x DT06-8SA & W8S
3 x DT06-12SA & W12S

Contacts & Cavity Plugs:

50 x Cavity Plug (114017)
100 x Solid Pin – Green Band (0460-215-16141)
100 x Solid Socket – Green Band (0462-209-16141)
100 x Solid Pin (0460-202-16141)
100 x Solid Socket (0462-201-16141)

Tools:

1 x Crimping Tool (DET16)
1 x Removal Tool (DET-RT)

DTKIT-W/SHOP-CAT

604 Piece
'CAT-Spec' DT Series
Solid contacts
Crimping and
Multi-use tool

Receptacles & Wedgelocks:

10 x DT04-2P-E005 & W2P
10 x DT04-3P-E005 & W3P
6 x DT04-4P-E005 & W4P
6 x DT04-6P-E005 & W6P
3 x DT04-08PA-E005 & W8P
3 x DT04-12PA-E005 & W12P

Plugs & Wedgelocks:

10 x DT06-2S-EP06 & W2S-P012
10 x DT06-3S-EP06 & W3S-P012
6 x DT06-4S-EP06 & W4S-P012
6 x DT06-6S-EP06 & W6S-P012
3 x DT06-08SA-EP08 & W8S-P012
3 x DT06-12SA-EP08 & W12S-P012

Contacts & Cavity Plugs:

50 x Cavity Plug (114017)
100 x Green Band Solid Pin (0460-215-16141)
100 x Green Band Solid Socket (0462-209-16141)
100 x Solid Pin (0460-202-16141)
100 x Solid Socket (0462-201-16141)

Tools:

1 x Crimping Tool (DET16)
1 x Removal Tool (DET-RT)



DTBS



DTBS-1



Assortment Kits – Backshells for DT Series

Part No.

Kit Contents

DTBS

44 Piece
Straight style

Backshells Straight – Receptacles:
 8 x 1011-257-0205 – Suits DT04-2P
 5 x 1011-261-0305 – Suits DT04-3P
 4 x 1011-265-0405 – Suits DT04-4P
 3 x 1011-269-0605 – Suits DT04-6P
 1 x 1011-245-0805 – Suits DT04-8P
 1 x 1011-249-1205 – Suits DT04-12P

Backshells Straight – Plugs:
 8 x 1011-255-0205 – Suits DT06-2S
 5 x 1011-259-0305 – Suits DT06-3S
 4 x 1011-263-0405 – Suits DT06-4S
 3 x 1011-267-0605 – Suits DT06-6S
 1 x 1011-243-0805 – Suits DT06-8S
 1 x 1011-247-1205 – Suits DT06-12S

DTBS-1

44 Piece
90° style

Backshells 90° – Receptacles:
 8 x 1011-258-0205 – Suits DT04-2P
 6 x 1011-262-0305 – Suits DT04-3P
 3 x 1011-266-0405 – Suits DT04-4P
 3 x 1011-270-0605 – Suits DT04-6P
 1 x 1011-246-0805 – Suits DT04-8P
 1 x 1011-250-1205 – Suits DT04-12P

Backshells 90° – Plugs:
 8 x 1011-256-0205 – Suits DT06-2S
 6 x 1011-260-0305 – Suits DT06-3S
 3 x 1011-264-0405 – Suits DT06-4S
 3 x 1011-268-0605 – Suits DT06-6S
 1 x 1011-244-0805 – Suits DT06-8S
 1 x 1011-248-1205 – Suits DT06-12S



DT Series



DTMKIT



DTMKIT-1

Assortment Kits – DTM Series

Part No.

DTMKIT

192 Piece

Standard DTM Series

F-Crimp contacts

Receptacles & Wedgelocks:
 4 x DTM04-2P & WM-2P
 4 x DTM04-3P & WM-3P
 4 x DTM04-4P & WM-4P
 2 x DTM04-6P & WM-6P
 2 x DTM04-08PA & WM-8P
 2 x DTM04-12PA & WM-12P

Kit Contents

Plugs & Wedgelocks:
 4 x DTM06-2S & WM-2S
 4 x DTM06-3S & WM-3S
 4 x DTM06-4S & WM-4S
 2 x DTM06-6S & WM-6S
 2 x DTM06-08SA & WM-8S
 2 x DTM06-12SA & WM-12S

Contacts & Cavity Plugs:
 20 x Cavity Plug (0413-204-2005)
 50 x F-Crimp Pin (1060-20-0122L)
 50 x F-Crimp Socket (1062-20-0122L)

DTMKIT-1

192 Piece

Standard DTM Series

Solid contacts

Receptacles & Wedgelocks:
 4 x DTM04-2P & WM-2P
 4 x DTM04-3P & WM-3P
 4 x DTM04-4P & WM-4P
 2 x DTM04-6P & WM-6P
 2 x DTM04-08PA & WM-8P
 2 x DTM04-12PA & WM-12P

Plugs & Wedgelocks:
 4 x DTM06-2S & WM-2S
 4 x DTM06-3S & WM-3S
 4 x DTM06-4S & WM-4S
 2 x DTM06-6S & WM-6S
 2 x DTM06-08SA & WM-8S
 2 x DTM06-12SA & WM-12S

Contacts & Cavity Plugs:
 20 x Cavity Plug (0413-204-2005)
 50 x Solid Pin (0460-202-20141)
 50 x Solid Socket (0462-201-20141)



NEW

Assortment Kits – DTM Series including Crimping Tool **NEW**

Part No.

DTMKIT-2

157 Piece

Standard DTM Series

Solid contacts

Crimping Tool

Receptacles & Wedgelocks:
 4 x DTM04-2P & WM-2P
 4 x DTM04-3P & WM-3P
 4 x DTM04-4P & WM-4P
 2 x DTM04-6P & WM-6P
 2 x DTM04-08PA & WM-8P
 2 x DTM04-12PA & WM-12P


Kit Contents

Plugs & Wedgelocks:
 4 x DTM06-2S & WM-2S
 4 x DTM06-3S & WM-3S
 4 x DTM06-4S & WM-4S
 2 x DTM06-6S & WM-6S
 2 x DTM06-08SA & WM-8S
 2 x DTM06-12SA & WM-12S

Contacts & Cavity Plugs:
 20 x Cavity Plug (0413-204-2005)
 50 x F-Crimp Pin (1060-20-0122L)
 50 x F-Crimp Socket (1062-20-0122L)

Tools:
 1 x Crimping Tool (DET20)

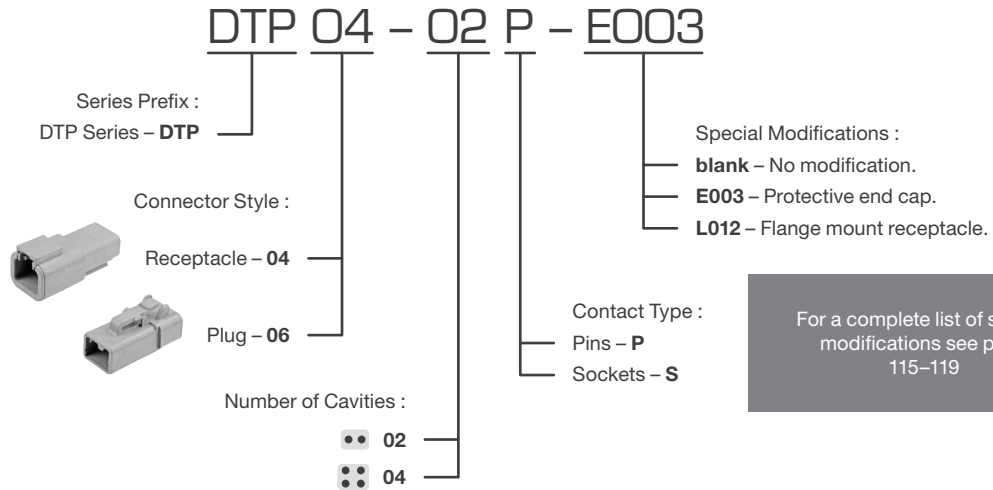
- Environmentally sealed – IP68, when installed to manufacturer’s specifications.
- Available in 2 and 4 cavity arrangements.
- Rectangular, thermoplastic housing.
- Latched mating.
- Wedgelocks ensure contact alignment and retention.
- Accepts size 12 contacts, each with 25A continuous capacity.
- Available in kits with solid, or solid with gold-plated contact options.
- Each kit contains all components required to make both sides of a connection.



Housing :	Thermoplastic
Seal :	Silicone Rubber
Wedglock :	Thermoplastic
Contact Size :	12
Contact Rating :	25A @ 125°C
Shock :	50G
Vibration :	20G rms 10 – 2000Hz
Approvals :	20mm Flame Test per Standard UL-94
Ingress Protection :	IP68
Operating Temperature :	-55°C to 125°C



Part Numbering System



Popular DTP Series Special Modifications




For a complete list of special modifications see page 115–119




DT Series

DTP0X-2X



2 x size 12

DTP0X-4X



4 x size 12

DTP Series – Popular Components

Circuits	Housing	Receptacle Components		Housing	Plug Components	
		Wedglock	Size 12 Pin – Nickel AWG14-12 / 2.0-3.0mm ²		Wedglock	Size 12 Socket – Nickel AWG14-12 / 2.0-3.0mm ²
2	DTP04-2P	WP-2P	0460-204-12141	DTP06-2S	WP-2S	0462-203-12141
4	DTP04-4P	WP-4P	114017 Cavity Plug	DTP06-4S	WP-4S	114017 Cavity Plug

For complete details on contacts & further options see page 98



DTP04-2P



DTP04-2P-E003



DTP04-4P-L012



DTP06-2S



DTP06-4S



DTP06-4S-E003

DTP Series – Housings – Receptacles

Cavities	Part No.	Pack Quantities			
		1	10	50	Bulk Box
2	DTP04-2P	●	●	●	550
	DTP04-2P-E003	●	●	–	–
	DTP04-4P	●	●	●	350
4	DTP04-4P-E003	●	●	–	–
	DTP04-4P-L012	●	●	–	–

DTP Series – Housings – Plugs

Cavities	Part No.	Pack Quantities			
		1	10	50	Bulk Box
2	DTP06-2S	●	●	●	1200
	DTP06-2S-E003	●	●	–	–
	DTP06-4S	●	●	●	800
4	DTP06-4S-E003	●	●	–	–



DTP4-1



DTP Series – Kits

Contact Type	Size	No. of Cavities		Kit Contents: 1 x Receptacle & Wedglock 1 x Plug & Wedglock Contacts to suit
		2	4	
Solid	12	DTP2-1	DTP4-1	
Solid – Gold-plated	12	DTP2-4	DTP4-4	



WP-2P



WP-4P




WP-2S



WP-4S


DTP Series – Wedgelocks

Cavities	Part No.	Receptacles			Cavities	Part No.	Plugs		
		1	10	50			1	10	50
2	WP-2P	•	•	•	2	WP-2S	•	•	•
4	WP-4P	•	•	•	4	WP-4S	•	•	•



DTP2P-BT

DTP4P-BT




DTP2S-BT

DTP4S-BT

DTP Series – Insulators/Boots NEW

Cavities	Suits Receptacles		Cavities	Suits Plugs	
	2	4		2	4
Part No.	DTP2P-BT	DTP4P-BT	Part No.	DTP2S-BT	DTP4S-BT
Suits	DTP04-2P	DTP04-4P	Suits	DTP06-2S	DTP06-4S

Material: Plastisol.



1011-026-0205

1027-001-0800

1027-005-1200

1027-008-1200

1027-009-1200

DTP4P-L012-GKT

DTP Series – Accessories

Part No.	Description	Mounting Direction	Material	Mounting Hole Ø (mm)	Pack Quantities			
					1	10	25	100
1011-026-0205	Mounting Clip	Straight	Thermoplastic	5	•	—	—	—
1027-003-1200	Mounting Clip	Straight	Stainless steel	11	•	•	•	•
1027-005-1200	Mounting Clip	Straight	Stainless steel	13	•	•	•	•
1027-008-1200	Mounting Clip	Side	Zinc-plated steel	11	•	•	•	•
1027-009-1200	Mounting Clip	Side	Zinc-plated steel	13	•	•	•	•
DTP4P-L012-GKT	Mounting gasket suiting 4 circuit flange mount L012 receptacle (DTP04-4P-L012)							



DT Series

DTHD Series

DTHD04-1-4P



DTHD06-1-8S



DTHD04-1-8P



DTHD06-1-12S

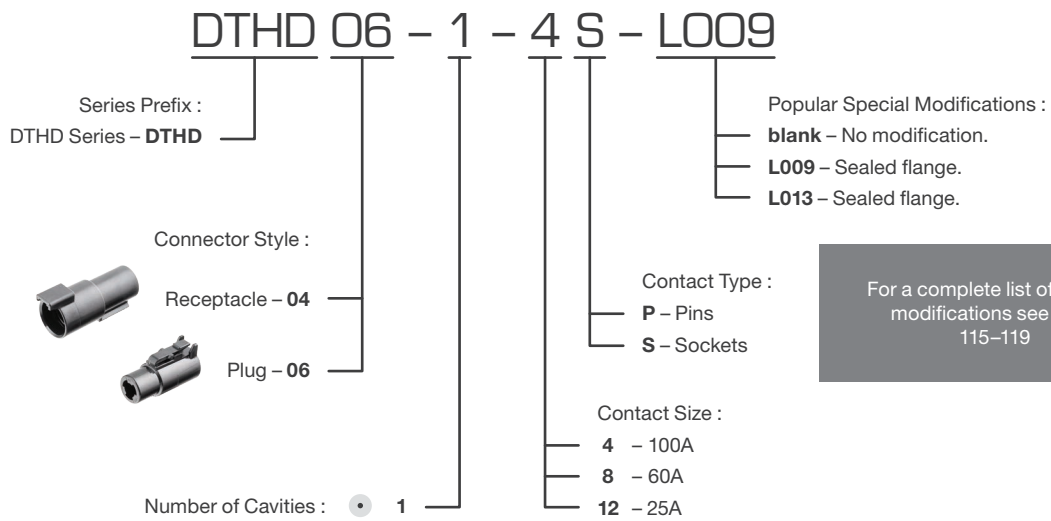


- Cylindrical thermoplastic design.
- Latched mating.
- Accepts contact sizes 4, 8, 12.
- 14–6 AWG.
- Single cavity arrangement.
- Each Kit contains all components required to make both sides of a connection.

Housing :
Seal :
Vibration :
Operating Temperature :

Thermoplastic
Silicone Rubber
20G rms 10 – 2000Hz
-55°C to 125°C

Part Numbering System



Popular DTHD Series Special Modifications

L009

Sealed flange. Through panel mount.
DTHD04-1-4P only.



DTHD04-1-4P-L009


L013

Sealed flange. Surface mount.
DTHD04-1-4P only.



DTHD04-1-4P-L013

For a complete list of special modifications see page 115–119



DTHD04-1-4P



DTHD04-1-8P



DTHD04-1-12P



DTHD06-1-4S



DTHD06-1-8S



DTHD06-1-12S

DTHD Series – Housings – Receptacles

Contact Size	Rating (A) @ 125°C	Part No.	Pack Quantities	
			1	10
4	100	DTHD04-1-4P	●	●
8	60	DTHD04-1-8P	●	●
12	25	DTHD04-1-12P	●	●

DTHD Series – Housings – Plugs

Contact Size	Rating (A) @ 125°C	Part No.	Pack Quantities	
			1	10
4	100	DTHD06-1-4S	●	●
8	60	DTHD06-1-8S	●	●
12	25	DTHD06-1-12S	●	●

For complete details on contacts & further options see page 98




DTHD4-1



DTHD Series – Kits

Contact Type	4	8	12	Kit Contents:
Solid	DTHD4-1	DTHD8-1	DTHD12-1	1 x Receptacle 1 x Plug Contacts to suit



1011-026-0205



1027-003-1200



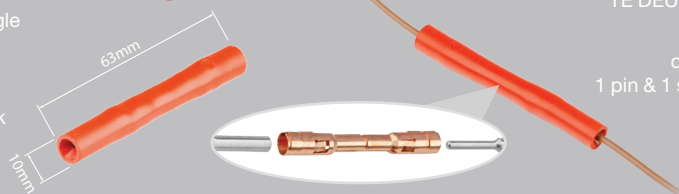
1027-005-1200

DTHD Series – Mounting Clips

Part No.	Mounting Direction	Material	Mounting Hole Ø (mm)	Pack Quantities			
				1	10	25	100
1011-026-0205	Straight	Thermoplastic	5	●	—	—	—
1027-003-1200	Straight	Stainless steel	11	●	●	●	●
1027-005-1200	Straight	Stainless steel	13	●	●	●	●

Jiffy Splice JS-16-00 NEW

Also available for single contact connections is the Jiffy Splice. An ideal lightweight in-line splice for quick connections.



Made from the same high-quality silicone rubber as TE DEUTSCH connector seals and grommets.

The Jiffy Splice body houses a contact retention system that connects 1 pin & 1 socket (supplied by user) in a compact environmentally sealed unit.

Requires 1 x pin & 1 x socket, size 16 (16–14AWG).



HD Series



HD Series



HD10 Series **40**



HD30/HDP20 Series **46**

HD Series

HD10 Series




HD16-9-16S

HD10-3-96P



HD14-9-16P

HD16-3-96S



- Environmentally sealed – IP68, IP6K9K, when installed to manufacturer's specifications.
- Cylindrical thermoplastic design.
- Available either in-line or flanged.
- Quick connect/disconnect bayonet coupling.
- Resistant to most fluids in industrial applications.
- Commonly used for diagnostic applications.
- Available in kits containing all components required to make both sides of a connection.

Housing :	Thermoplastic
Seal :	Silicone Rubber
Shock :	50G
Vibration :	20G rms 10 – 2000Hz
Approvals :	20mm Flame Test per Standard UL-94
Ingress Protection :	IP68, IP6K9K
Operating Temperature :	-55°C to 125°C

Part Numbering System

HD 10 - 9 - 96 P E - B009

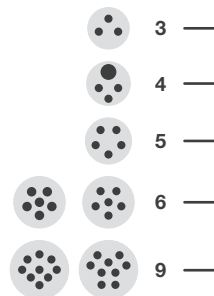
Series Prefix :
HD Series – **HD**

Connector Style :
Square Flange Receptacle – **10**

In-line Receptacle – **14**

Plug – **16**

Shell Size / Number of Cavities :



Special Modifications :

- blank** – No modification.
- B009** – No standard keying. No rear thread.
- B010** – Standard coupling ring. Only for HD16-6-12S.

For a complete list of special modifications see page 115–119

Wire Seal Options :

- blank** – Normal. For use with standard insulation wire.
- E** – Extra thin. Designed specifically for Extra thin wall wire.

Contact Type :

- P** – Pins
- S** – Sockets

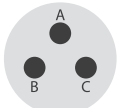
Insert Arrangement :

- 4, 12, 96, 1939** – Threaded Rear
- 16** – Non-Threaded Rear



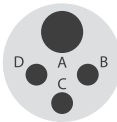
Shell Size / Number of Cavities

HDXX-3-16/3-96-XX



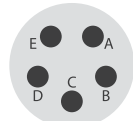
3 x size 16
E

HDXX-4-4-XX



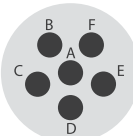
1 x size 4,
3 x size 16

HDXX-5-16-XX



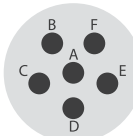
5 x size 16

HDXX-6-12-XX



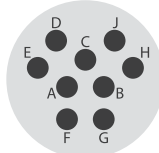
6 x size 12

HDXX-6-96-XX



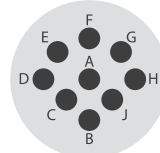
6 x size 16

HDXX-9-16-XX



9 x size 16

HDXX-9-96-XX



9 x size 16

E

For details on contacts & further options see page 98

Popular HD10 Series Special Modification

B009

Raised keying removed from front of receptacle flange.
No rear thread.



HD10-9-96P-B009
No raised keying.
No rear thread.




Standard
HD10-9-96P

B010 (exclusive to the HD16-6-12S)

The HD16-6-12S does not come with the standard HD10 coupling ring.
If the standard HD10 coupling ring is required order the HD16-6-12S-B010.

The B010 part number suffix **only** applies to HD16-6-12S

HD16-6-12S-B010
Standard coupling ring.



HD10-6-12P
HD16-6-12S


Quick push-on/pull-off.
No twist action required.

HD16-6-12S
No coupling ring.
Push-on/pull-off design for use where non-permanent, quick connect/disconnect is required.

For a complete list of special modifications see page 115-119



HD Series



HD18-003

HD18-006

HD18-009



HDC14-3

HDC14-6

HDC14-9



HDC16-3

HDC16-5

HDC16-6

HDC16-9



HD10-3BT



HD10-9BT



HDB30-18



HD30-18-BT



HD10-9-GKT




JDL082397

HD10 Series – Accessories

Part No.	Description	Shell Size	Suits
HD18-003	Strain Relief	3	All HD10 Series
HD18-006	Strain Relief	6	All HD10 Series
HD18-009	Strain Relief	9	All HD10 Series
HDC14-3	Protective Cap	3	Plugs
HDC14-6	Protective Cap	6	Plugs
HDC14-9	Protective Cap	9	Plugs
HDC16-3	Protective Cap	3	Receptacles
HDC16-5	Protective Cap	5	Receptacles
HDC16-6	Protective Cap	6	Receptacles
HDC16-9	Protective Cap	9	Receptacles
HD10-3BT	Insulator – Grey – 80mm	3	All HD10 Series
HD10-9BT	Insulator – Grey – 80mm	9	All HD10 Series
HDB30-18	Insulator – Grey – 150mm	6 & 9	All HD10 Series
HD30-18-BT	Insulator – Grey – 80mm	6 & 9	All HD10 Series
HD10-9-GKT	Mounting Gasket	9	Flange Receptacles
JDL082397	Lanyard	9	All HD10 Series & all Protective Caps

Newsletter

Receive the latest ionnic news and updates via email, sign up
ionnic.com/product-updates.html



ionnic.com

ionnic | Product Update Newsletter Lighting | Safety | Electrical April 2023

Safety



Backsense® Network Radar with OSD Kit

Brigade's Backsense® Network Radar System is the next generation of radar-based obstacle detection. Due to the number of complex blind spots on a vehicle, a single radar cannot always provide the detection required and numerous in-cab displays for multiple radars can be more of a distraction than a benefit.

The Brigade Backsense® Network Radar with OSD Kit allows for the use of 2 Backsense® Network Radar sensors to be combined with any Brigade Backeye® camera system.

Radar detection data is overlaid transparently along the edge of the monitor so as not to obscure the camera image, with the audible warning via the monitor speakers.

- Overlay detection data for up to 2 radar sensors on a single monitor.
- Complies with CAN 2.0A Base Frame Format.
- Detects multiple moving and stationary objects.
- High frequency continuous wave provides increased reliability & low false alarm rates.
- Adjustable detection range up to 30m.
- 3 trigger inputs used for activating components such as alarms and beacons.
- Environmentally sealed sensor – IP69K
- Sensor can be steam & pressure cleaned.
- Multi-voltage.
- 3 year warranty.

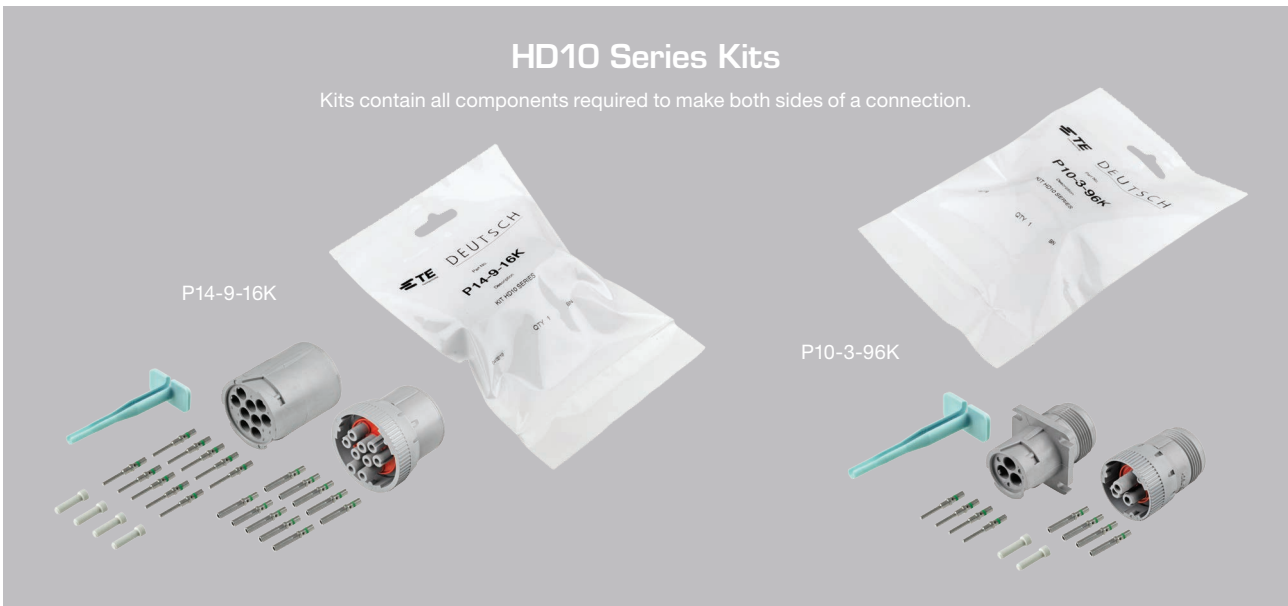
Electrical



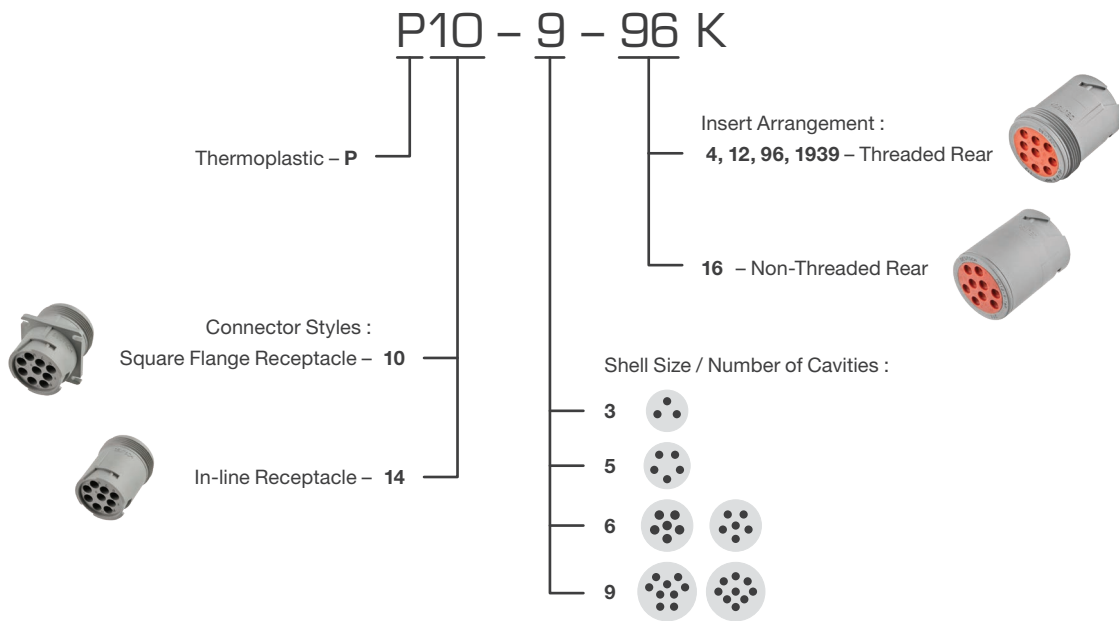
HD Series

HD10 Series Kits

Kits contain all components required to make both sides of a connection.



HD10 Series Kit Numbering System



1939 Special Modification

The P10-9-1939K kit contains connectors with the 1939 modification, keyed and with a black housing.



HD10 Series Kits

	Wire Seal	Threaded Rear	Receptacle	Part No.	Kit Contents
 <p>3 x size 16</p>	Normal	Threaded Rear	Square Flange	P10-3-96K	1 x Receptacle (HD10-3-96P) 1 x Plug (HD16-3-96S) 4 x Pin – Solid (0460-215-16141) 4 x Socket – Solid (0462-209-16141) 1 x Removal Tool (0411-310-1605) 2 x Cavity Plug (114017)
		Threaded Rear	In-line	P14-3-96K	1 x Receptacle (HD14-3-96P) 1 x Plug (HD16-3-96S) 4 x Pin – Solid (0460-215-16141) 4 x Socket – Solid (0462-209-16141) 1 x Removal Tool (0411-310-1605) 2 x Cavity Plug (114017)
 <p>5 x size 16</p>	Normal	Non-Threaded Rear	Square Flange	P10-5-16K	1 x Receptacle (HD10-5-16P) 1 x Plug (HD16-5-16S) 6 x Pin – Solid (0460-215-16141) 6 x Socket – Solid (0462-209-16141) 1 x Removal Tool (0411-310-1605) 4 x Cavity Plug (114017)
			In-line	P14-5-16K	1 x Receptacle (HD14-5-16P) 1 x Plug (HD16-5-16S) 6 x Pin – Solid (0460-215-16141) 6 x Socket – Solid (0462-209-16141) 1 x Removal Tool (0411-310-1605) 4 x Cavity Plug (114017)
 <p>6 x size 12</p>	Normal	Threaded Rear	Square Flange	P10-6-12K	1 x Receptacle (HD10-6-12P) 1 x Plug (HD16-6-12S) 7 x Pin – Solid (0460-204-12141) 7 x Socket – Solid (0462-203-12141) 1 x Removal Tool (114010) 4 x Cavity Plug (114017)
 <p>6 x size 16</p>	Normal	Threaded Rear	Square Flange	P10-6-96K	1 x Receptacle (HD10-6-96P) 1 x Plug (HD16-6-96S) 7 x Pin – Solid (0460-215-16141) 7 x Socket – Solid (0462-209-16141) 1 x Removal Tool (114010) 4 x Cavity Plug (114017)
 <p>9 x size 16</p>	Normal	Non-Threaded Rear	Square Flange	P10-9-16K	1 x Receptacle (HD10-9-16P) 1 x Plug (HD16-9-16S) 10 x Pin – Solid (0460-215-16141) 10 x Socket – Solid (0462-209-16141) 1 x Removal Tool (0411-310-1605) 4 x Cavity Plug (114017)
			In-line	P14-9-16K	1 x Receptacle (HD14-9-16P) 1 x Plug (HD16-9-16S) 10 x Pin – Solid (0460-215-16141) 10 x Socket – Solid (0462-209-16141) 1 x Removal Tool (0411-310-1605) 4 x Cavity Plug (114017)
 <p>9 x size 16</p>	Normal	Threaded Rear	Square Flange	P10-9-96K	1 x Receptacle (HD10-9-96P) 1 x Plug (HD16-9-96S) 10 x Pin – Solid (0460-215-16141) 10 x Socket – Solid (0462-209-16141) 1 x Removal Tool (0411-310-1605) 4 x Cavity Plug (114017)
			In-line	P14-9-96K	1 x Receptacle (HD14-9-96P) 1 x Plug (HD16-9-96S) 10 x Pin – Solid (0460-215-16141) 10 x Socket – Solid (0462-209-16141) 1 x Removal Tool (0411-310-1605) 4 x Cavity Plug (114017)
	Extra Thin	Threaded Rear	Square Flange	P10-9-1939K	1 x Receptacle (HD10-9-1939PE) 1 x Plug (HD16-9-1939SE) 10 x Pin – Solid (0460-215-16141) 10 x Socket – Solid (0462-209-16141) 1 x Removal Tool (0411-310-1605) 4 x Cavity Plug (114017)



HD Series

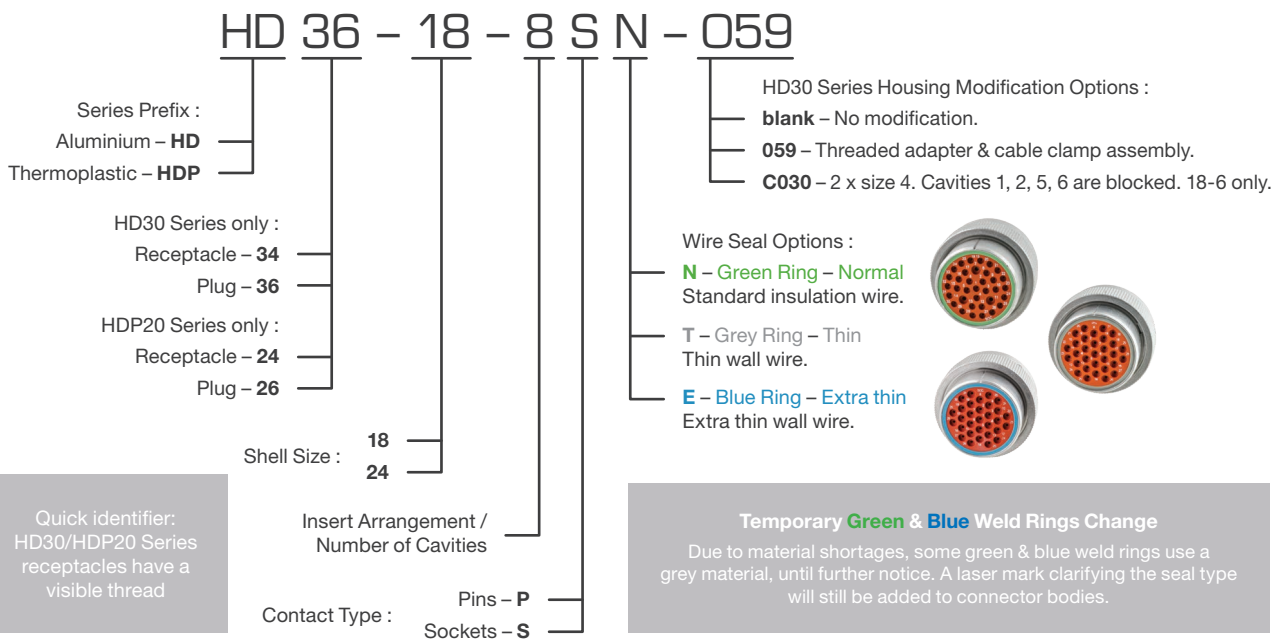
HD30/HDP20 Series



- Environmentally sealed – IP67, when installed to manufacturer’s specifications.
- Designed specifically for the truck, bus, mining and construction industry.
- Available in aluminium (HD30) or thermoplastic housings (HDP20).
- Multiple pin configurations that accept contact sizes 4 through 20.
- Quick connect/disconnect bayonet coupling.
- HD30 and HDP20 series are cross compatible.
- Resistant to most fluids in industrial applications.
- Available in kits containing all components required to make one side of a connection.

Housing :	HD30	Aluminium
	HDP20	Thermoplastic
Seal :		Silicone Rubber
Shock :		50G
Vibration :		20G rms 10 – 2000Hz
Approvals :	20mm Flame Test per Standard UL-94	
Ingress Protection :		IP67
Operating Temperature :		-55°C to 125°C

Part Numbering System



Recommended Wire Insulation O.D.

Contact Size	N – Normal Seal – Green Ring		T – Thin Seal – Grey Ring		E – Extra Thin Seal – Blue Ring	
	Inches	mm	Inches	mm	Inches	mm
20	0.040 – 0.095	1.02 – 2.41	0.040 – 0.095	1.02 – 2.41	0.040 – 0.095	1.02 – 2.41
16	0.100 – 0.134	2.54 – 3.40	0.088 – 0.134	2.23 – 3.40	0.053 – 0.120	1.35 – 3.05
12	0.134 – 0.170	3.40 – 4.32	0.113 – 0.170	2.87 – 4.32	0.097 – 0.158	2.46 – 4.01
8	0.190 – 0.240	4.83 – 6.10	0.170 – 0.240	4.32 – 6.10	0.135 – 0.220	3.43 – 5.59
4	0.280 – 0.292	7.11 – 7.42	0.261 – 0.292	6.63 – 7.42	0.261 – 0.292	6.63 – 7.42

Undersized wire insulation is a major cause of contaminant ingress.

Shell Size 18 Arrangements

<p>HDXX-18-6-XX</p> <p>2 x size 4, 4 x size 16 N, E</p>	<p>HDXX-18-8-XX</p> <p>8 x size 12 N, E</p>	<p>HDXX-18-14-XX</p> <p>14 x size 16 N, T, E</p>	<p>HDXX-18-20-XX</p> <p>2 x size 16, 18 x size 20 N, E</p>	<p>HDXX-18-21-XX</p> <p>21 x size 20 N</p>
---	---	--	--	--

Shell Size 24 Arrangements

<p>HDXX-24-9-XX</p> <p>1 x size 4, 2 x size 8, 6 x size 12 N, E</p>	<p>HDXX-24-14-XX</p> <p>1 x size 4, 1 x size 12, 12 x size 16 N, E</p>	<p>HDXX-24-16-XX</p> <p>16 x size 12 N, E</p>	<p>HDXX-24-18-XX</p> <p>1 x size 8, 3 x size 12, 14 x size 16 N, E</p>	
<p>HDXX-24-19-XX</p> <p>6 x size 12, 13 x size 16 N, E</p>	<p>HDXX-24-21-XX</p> <p>4 x size 12, 17 x size 16 N, E</p>	<p>HDXX-24-23-XX</p> <p>23 x size 16 N, T, E</p>	<p>HDXX-24-29-XX</p> <p>4 x size 12, 19 x size 16, 6 x size 20 E</p>	<p>HDXX-24-31-XX</p> <p>31 x size 16 T, E</p>
<p>HDXX-24-33-XX</p> <p>33 x size 20 N</p>	<p>HDXX-24-35-XX</p> <p>3 x size 16, 32 x size 20 N, E</p>	<p>HDXX-24-47-XX</p> <p>5 x size 16, 42 x size 20 E</p>	<p>HDXX-24-91-XX</p> <p>2 x size 8, 2 x size 12, 5 x size 16 N, E</p>	

For complete details on contacts & further options see page 98



HD Series

Popular HD30 Series Special Modifications

HD34-18-8SN-XXX



Standard – no modification

Provides mechanical protection to wire entering connector as well as additional strain relief

2 x size 4 cavities. 18-6 only. Cavities 1, 2, 5, & 6 are blocked

blank – no modification

059 – Threaded adapter & cable clamp assembly

C030 – 18-6 only. 2 x size 4 cavities. 4 x size 16 cavities blocked (1, 2, 5, 6)

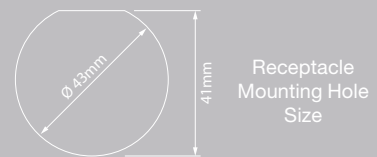
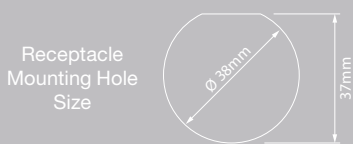
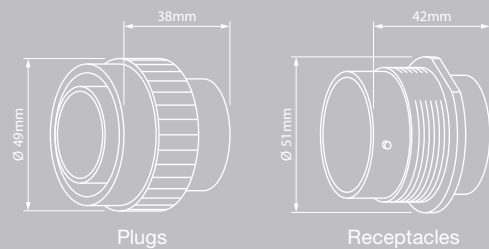
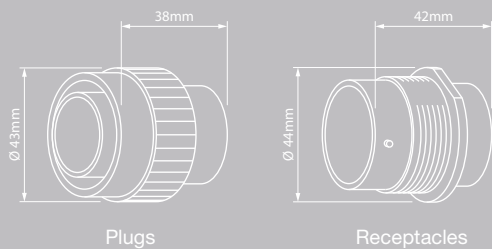
For a complete list of special modifications see page 115-119

HD30/HDP20 Series Dimensions

HDXXX-XX-8SN

18 – Shell Size

24 – Shell Size




Temporary Material Change

Due to material shortages, some HD30/HDP20 series connectors will use a black material instead of the orange for the pin front component, until further notice.

UL re-certification on the connectors is in process.





HD30/HDP20 Series – Washers, Nuts & Gaskets

Part No.	Description	Shell Size	Suits	A (mm)	B (mm)
114021	Lock Washer	18	HD30 Series	47.90	1.57
112264	Lock Washer	24	HD30 Series	52.68	1.57
114020-90	Panel Nut	18	HD30 Series	42.80	4.52
112263-90	Panel Nut	24	HD30 Series	47.63	4.52
2414-002-1886	Lock Washer – Wave	18	HDP20 Series	47.90	0.51
2414-001-2486	Lock Washer – Wave	24	HDP20 Series	52.68	0.51
2411-002-1805	Panel Nut – Thermoplastic	18	HDP20 Series	42.80	6.35
2411-001-2405	Panel Nut – Thermoplastic	24	HDP20 Series	47.63	6.35
16-04978	Mounting Gasket – Neoprene	18	HD30/HDP20 Series – Receptacles		
16-04477	Mounting Gasket – Neoprene	24	HD30/HDP20 Series – Receptacles		




HD30/HDP20 Series – Protective Caps

Part No.	Material	Shell Size	Suits
HDC26-18	Thermoplastic	18	HDP20 Series – Receptacles
HDC26-24	Thermoplastic	24	HDP20 Series – Receptacles
HDC34-18	Aluminium	18	HD30 Series – Plugs
HDC34-24	Aluminium	24	HD30 Series – Plugs
HDC36-18	Aluminium	18	HD30 Series – Receptacles
HDC36-24	Aluminium	24	HD30 Series – Receptacles




HD Series



HD30/HDP20 Series – Mounting Brackets NEW

Part No.	Mounting	Shell Size
HD18BKT	Flat	18
HD18/90BKT	90°	18
HD24BKT	Flat	24
HD24/90BKT	90°	24



Attaches to rear of an HD30 Series plug or receptacle providing a thread.

Used to adapt HD30 Series connectors to Cable Clamps (0409-201-1800 & 0409-201-2400) or Schlemmer Military Plug Adaptor Kits (SF04 & SF05).

Press-fit application. Requires press.

HD30 Series – Adaptors NEW

Part No.	Shell Size
0428-204-1890	18
0428-204-2490	24



HD30/HDP20 Series – Strain Relief

Part No.	Description	Orientation	Shell Size
0409-201-1800	Cable Clamp	Straight	18
0409-201-2400	Cable Clamp	Straight	24
WHDS-18-1	Backshell	Straight	18
WHDS-24-1	Backshell	Straight	24
WHDS-18-2	Backshell	90°	18
WHDS-24-2	Backshell	90°	24

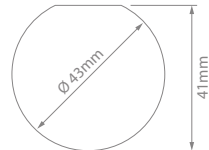
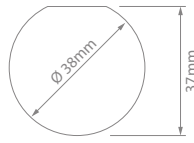


HD30/HDP20 Series – Insulators/Boots


Part No.	Description	Shell Size
HD30-18-BT	Grey – 80mm	18
HDB30-18	Grey – 150mm	18
HD30-24BT-BK	Black – 80mm	24
HDB30-24	Black – 120mm	24
HD30-24BT-90-BK	Black – 80mm – 90°	24

The D hole punch is a hand tool used to cut D shaped holes into steel, aluminium, plastic and other material. The D shaped hole allows the connector to be securely mounted and helps prevent the connector from spinning.

- **Punchable Material:** Up to 1.98mm mild steel or aluminium. Up to 4.76mm plastic, wood, paneling, or other soft material.
- **Tool Material:** A2 material heat treated to a Rockwell hardness of 60 to 62.
- **Tool Size:** (approx. dimensions) L140mm x H50mm x D50mm
- **Sharpening:** The tool can be sharpened as needed.
- **Usability:** A 15.87mm minimum pilot hole is required to accommodate the draw stud. Air tools can be used.



NEW



HD30/HDP20 Series – D Hole Punch NEW

Part No.	Shell Size
18-D-PUNCH	18
24-D-PUNCH	24



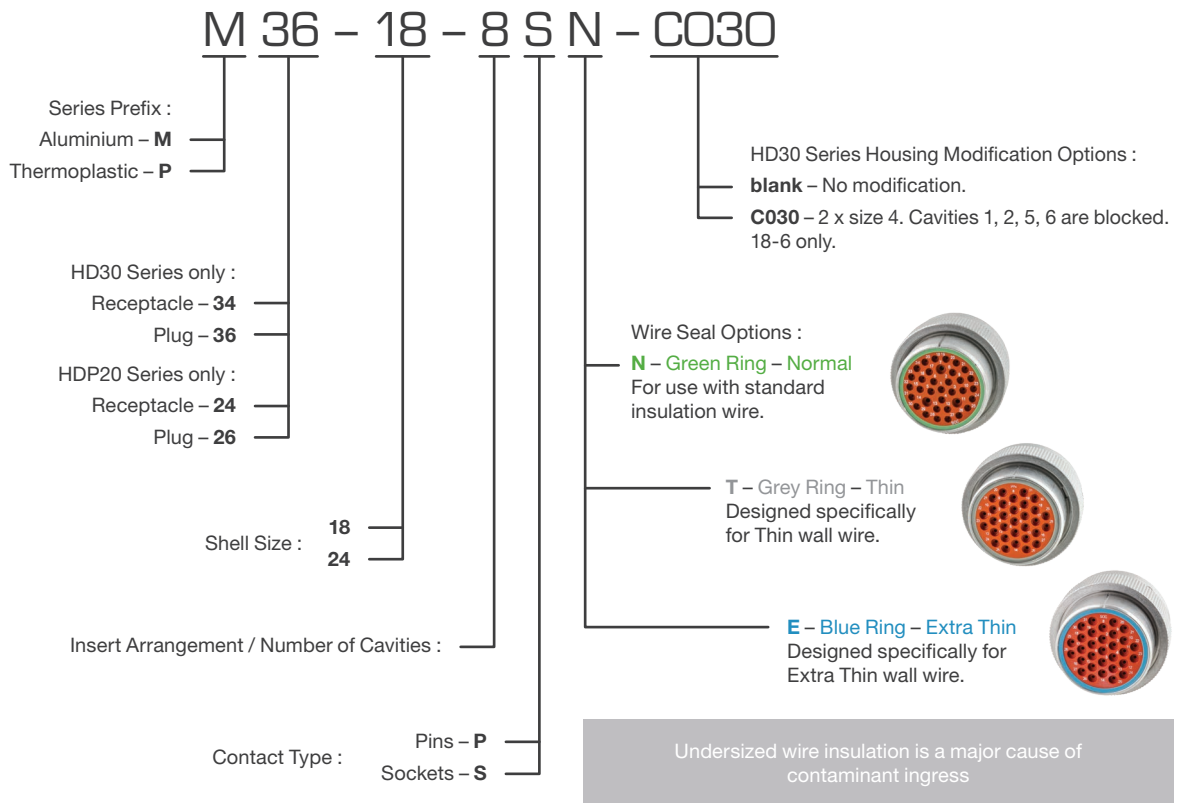
HD Series

HD30/HDP20 Series Half Kits

Kits contain all components required to make one side of a connection.




HD30/HDP20 Half Kit Numbering System



Quick Receptacle Identifier

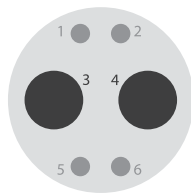
You can quickly determine if a HD30/HDP20 Series connector is a receptacle or plug by checking for visible threads.



Temporary Green & Blue Weld Rings Change

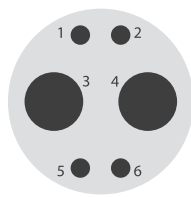
Due to material shortages, some green & blue weld rings use a grey material, until further notice. A laser mark clarifying the seal type will still be added to connector bodies.

HD30/HDP20 Half Kits – Shell Size 18 – 6 Cavities



2 x size 4
4 x size 16
Cavities 1, 2, 5, 6 are blocked

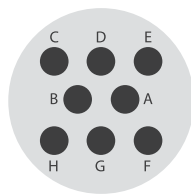
Connector	Wire Seal	Part No.	Kit Contents
Aluminium Receptacle	Green Ring (Normal)	M34-18-6PN-C030	<ul style="list-style-type: none"> 1 x Receptacle (HD34-18-6PN-C030) 1 x Removal Tool (114009) 2 x Pin – Solid (0460-204-0490) 1 x Panel Nut (114020-90) 1 x Lock Washer (114021)
Aluminium Plug	Green Ring (Normal)	M36-18-6SN-C030	<ul style="list-style-type: none"> 1 x Plug (HD36-18-6SN-C030) 1 x Removal Tool (114009) 2 x Socket – Solid (0462-203-04141)



2 x size 4
4 x size 16

Thermoplastic Receptacle	Green Ring (Normal)	P24-18-6PN	<ul style="list-style-type: none"> 1 x Receptacle (HDP24-18-6PN) 1 x Removal Tool (114009) 1 x Removal Tool (0411-310-1605) 2 x Pin – Solid (0460-204-0490) 4 x Pin – Solid (0460-215-16141) 1 x Panel Nut (2411-002-1805) 1 x Lock Washer (2414-002-1886)
Thermoplastic Plug	Green Ring (Normal)	P26-18-6SN	<ul style="list-style-type: none"> 1 x Plug (HDP26-18-6SN) 1 x Removal Tool (114009) 1 x Removal Tool (0411-310-1605) 2 x Socket – Solid (0462-203-04141) 4 x Socket – Solid (0462-209-16141)

HD30/HDP20 Half Kits – Shell Size 18 – 8 Cavities



8 x size 12

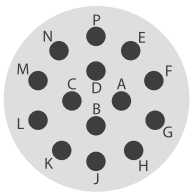
Connector	Wire Seal	Part No.	Kit Contents
Aluminium Receptacle	Green Ring (Normal)	M34-18-8PN	<ul style="list-style-type: none"> 1 x Receptacle (HD34-18-8PN) 1 x Removal Tool (114010) 9 x Pin – Solid (0460-204-12141) 2 x Cavity Plug (114017) 1 x Panel Nut (114020-90) 1 x Lock Washer (114021)
Aluminium Plug	Green Ring (Normal)	M36-18-8SN	<ul style="list-style-type: none"> 1 x Plug (HD36-18-8SN) 1 x Removal Tool (114010) 9 x Socket – Solid (0462-203-12141) 2 x Cavity Plug (114017)
Aluminium Receptacle	Green Ring (Normal)	M34-18-8SN	<ul style="list-style-type: none"> 1 x Receptacle (HD34-18-8SN) 1 x Removal Tool (114010) 9 x Socket – Solid (0462-203-12141) 2 x Cavity Plug (114017) 1 x Panel Nut (114020-90) 1 x Lock Washer (114021)
Aluminium Plug	Green Ring (Normal)	M36-18-8PN	<ul style="list-style-type: none"> 1 x Plug (HD36-18-8PN) 1 x Removal Tool (114010) 9 x Pin – Solid (0460-204-12141) 2 x Cavity Plug (114017)
Thermoplastic Receptacle	Green Ring (Normal)	P24-18-8PN	<ul style="list-style-type: none"> 1 x Receptacle (HDP24-18-8PN) 1 x Removal Tool (114010) 10 x Pin – Solid (0460-204-12141) 2 x Cavity Plug (114017) 1 x Panel Nut (2411-002-1805) 1 x Lock Washer (2414-002-1886)
Thermoplastic Plug	Green Ring (Normal)	P26-18-8SN	<ul style="list-style-type: none"> 1 x Plug (HDP26-18-8SN) 1 x Removal Tool (114010) 10 x Socket – Solid (0462-203-12141) 2 x Cavity Plug (114017)
Thermoplastic Receptacle	Green Ring (Normal)	P24-18-8SN	<ul style="list-style-type: none"> 1 x Receptacle (HDP24-18-8PN) 1 x Removal Tool (114010) 10 x Socket – Solid (0462-203-12141) 2 x Cavity Plug (114017) 1 x Panel Nut (2411-002-1805) 1 x Lock Washer (2414-002-1886)
Thermoplastic Plug	Green Ring (Normal)	P26-18-8PN	<ul style="list-style-type: none"> 1 x Plug (HDP26-18-8SN) 1 x Removal Tool (114010) 10 x Pin – Solid (0460-204-12141) 2 x Cavity Plug (114017)




HD Series

HD30/HDP20 Half Kits – Shell Size 18 – 14 Cavities

Connector	Wire Seal	Part No.	Kit Contents
Aluminium Receptacle	Green Ring (Normal)	M34-18-14PN	1 x Receptacle (HD34-18-14PN) 1 x Removal Tool (0411-310-1605) 17 x Pin – Solid (0460-215-16141) 6 x Cavity Plug (114017) 1 x Panel Nut (114020-90) 1 x Lock Washer (114021)
Aluminium Plug	Green Ring (Normal)	M36-18-14SN	1 x Plug (HD36-18-14SN) 1 x Removal Tool (0411-310-1605) 17 x Socket – Solid (0462-209-16141) 3 x Cavity Plug (114017)
Aluminium Receptacle	Blue Ring (Extra thin)	M34-18-14SE	1 x Receptacle (HD34-18-14SE) 1 x Removal Tool (0411-204-1605) 17 x Socket – Solid (0462-209-16141) 6 x Cavity Plug (114017) 1 x Panel Nut (114020-90) 1 x Lock Washer (114021)
Aluminium Plug	Blue Ring (Extra thin)	M36-18-14PE	1 x Plug (HD36-18-14PE) 1 x Removal Tool (0411-204-1605) 17 x Pin – Solid (0460-202-16141) 3 x Cavity Plug (114017)
Aluminium Receptacle	Green Ring (Normal)	M34-18-14SN	1 x Receptacle (HD34-18-14SN) 1 x Removal Tool (0411-310-1605) 17 x Socket – Solid (0462-209-16141) 6 x Cavity Plug (114017) 1 x Panel Nut (114020-90) 1 x Lock Washer (114021)
Aluminium Plug	Green Ring (Normal)	M36-18-14PN	1 x Plug (HD36-18-14PN) 1 x Removal Tool (0411-310-1605) 17 x Pin – Solid (0460-215-16141) 3 x Cavity Plug (114017)
Thermoplastic Receptacle	Blue Ring (Extra thin)	P24-18-14PE	1 x Receptacle (HDP24-18-14PE) 1 x Removal Tool (0411-204-1605) 17 x Pin – Solid (0460-202-16141) 6 x Cavity Plug (114017) 1 x Panel Nut (2411-002-1805) 1 x Lock Washer (2414-002-1886)
Thermoplastic Plug	Blue Ring (Extra thin)	P26-18-14SE	1 x Plug (HDP26-18-14SE) 1 x Removal Tool (0411-204-1605) 17 x Socket – Solid (0462-201-16141) 6 x Cavity Plug (114017)
Thermoplastic Receptacle	Green Ring (Normal)	P24-18-14PN	1 x Receptacle (HDP24-18-14PN) 1 x Removal Tool (0411-310-1605) 17 x Pin – Solid (0460-215-16141) 6 x Cavity Plug (114017) 1 x Panel Nut (2411-002-1805) 1 x Lock Washer (2414-002-1886)
Thermoplastic Plug	Green Ring (Normal)	P26-18-14SN	1 x Plug (HDP26-18-14SN) 1 x Removal Tool (0411-310-1605) 17 x Socket – Solid (0462-209-16141) 6 x Cavity Plug (114017)
Thermoplastic Receptacle	Green Ring (Normal)	P24-18-14SN	1 x Receptacle (HDP24-18-14SN) 1 x Removal Tool (0411-310-1605) 17 x Socket – Solid (0462-209-16141) 6 x Cavity Plug (114017) 1 x Panel Nut (2411-002-1805) 1 x Lock Washer (2414-002-1886)
Thermoplastic Plug	Green Ring (Normal)	P26-18-14PN	1 x Plug (HDP26-18-14PN) 1 x Removal Tool (0411-310-1605) 17 x Pin – Solid (0460-215-16141) 6 x Cavity Plug (114017)



14 x size 16

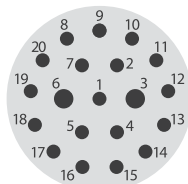


M34-18-14SE



P24-18-14SN

HD30/HDP20 Half Kits – Shell Size 18 – 20 Cavities

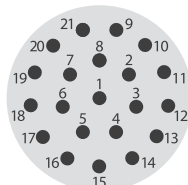


2 x size 16
18 x size 20

Connector	Wire Seal	Part No.	Kit Contents
Aluminium Receptacle	Green Ring (Normal)	M34-18-20SN	<ul style="list-style-type: none"> 1 x Receptacle (HD34-18-20SN) 1 x Removal Tool (0411-310-1605) 1 x Removal Tool (0411-240-2005) 21 x Socket – Solid (0462-201-20141) 3 x Socket – Solid (0462-209-16141) 1 x Cavity Plug (114017) 6 x Cavity Plug (0413-204-2005) 1 x Panel Nut (114020-90) 1 x Lock Washer (114021)
Aluminium Plug	Green Ring (Normal)	M36-18-20PN	<ul style="list-style-type: none"> 1 x Plug (HD36-18-20PN) 1 x Removal Tool (0411-240-2005) 1 x Removal Tool (0411-310-1605) 3 x Pin – Solid (0460-215-16141) 21 x Pin – Solid (0460-202-20141) 1 x Cavity Plug (114017) 6 x Cavity Plug (0413-204-2005)



HD30/HDP20 Half Kits – Shell Size 18 – 21 Cavities



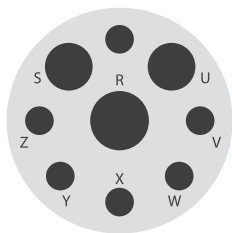
21 x size 20

Connector	Wire Seal	Part No.	Kit Contents
Aluminium Receptacle	Green Ring (Normal)	M34-18-21PN	<ul style="list-style-type: none"> 1 x Receptacle (HD34-18-21PN) 1 x Removal Tool (0411-240-2005) 24 x Pin – Solid (0460-202-20141) 6 x Cavity Plug (114017) 1 x Panel Nut (114020-90) 1 x Lock Washer (114021)
Aluminium Plug	Green Ring (Normal)	M36-18-21SN	<ul style="list-style-type: none"> 1 x Plug (HD36-18-21SN) 1 x Removal Tool (0411-240-2005) 24 x Socket – Solid (0462-201-20141) 6 x Cavity Plug (0413-204-2005)
Aluminium Receptacle	Green Ring (Normal)	M34-18-21SN	<ul style="list-style-type: none"> 1 x Plug (HD36-18-21SN) 1 x Removal Tool (0411-240-2005) 25 x Socket – Solid (0462-201-20141) 6 x Cavity Plug (0413-204-2005) 1 x Panel Nut (114020-90) 1 x Lock Washer (114021)
Aluminium Plug	Green Ring (Normal)	M36-18-21PN	<ul style="list-style-type: none"> 1 x Plug (HD36-18-21PN) 1 x Removal Tool (0411-240-2005) 25 x Pin – Solid (0460-202-20141) 6 x Cavity Plug (0413-204-2005)
Thermoplastic Receptacle	Green Ring (Normal)	P24-18-21PN	<ul style="list-style-type: none"> 1 x Receptacle (HDP24-18-21PN) 1 x Removal Tool (0411-240-2005) 24 x Pin – Solid (0460-202-20141) 6 x Cavity Plug (0413-204-2005) 1 x Panel Nut (2411-002-1805) 1 x Lock Washer (2414-002-1886)
Thermoplastic Plug	Green Ring (Normal)	P26-18-21SN	<ul style="list-style-type: none"> 1 x Plug (HDP26-18-21SN) 1 x Removal Tool (0411-240-2005) 25 x Socket – Solid (0462-201-20141) 6 x Cavity Plug (0413-204-2005)



HD Series

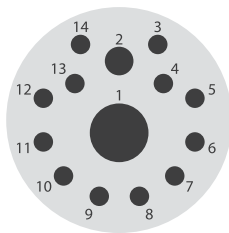
HD30/HDP20 Half Kits – Shell Size 24 – 9 Cavities



1 x size 4
2 x size 8
6 x size 12

Connector	Wire Seal	Part No.	Kit Contents
Aluminium Receptacle	Green Ring (Normal)	M34-24-9PN	1 x Receptacle (HD34-24-9PN) 1 x Removal Tool (114010) 1 x Removal Tool (114009) 1 x Removal Tool (114008) 7 x Pin – Solid (0460-204-12141) 3 x Pin – Solid (0460-204-08141) 1 x Pin – Solid (0460-204-0490) 1 x Cavity Plug (114019) 1 x Cavity Plug (114018) 3 x Cavity Plug (114017) 1 x Panel Nut (112263-90) 1 x Lock Washer (112264)
Aluminium Plug	Green Ring (Normal)	M36-24-9SN	1 x Plug (HD36-24-9SN) 1 x Removal Tool (114010) 1 x Removal Tool (114009) 1 x Removal Tool (114008) 7 x Socket – Solid (0462-203-12141) 3 x Socket – Solid (0462-203-08141) 1 x Socket – Solid (0462-203-04141) 1 x Cavity Plug (114019) 1 x Cavity Plug (114018) 3 x Cavity Plug (114017)
Aluminium Receptacle	Green Ring (Normal)	M34-24-9SN	1 x Receptacle (HD34-24-9SN) 1 x Removal Tool (114010) 1 x Removal Tool (114009) 1 x Removal Tool (114008) 7 x Socket – Solid (0462-203-12141) 3 x Socket – Solid (0462-203-08141) 1 x Socket – Solid (0462-203-04141) 1 x Cavity Plug (114019) 1 x Cavity Plug (114018) 3 x Cavity Plug (114017) 1 x Panel Nut (112263-90) 1 x Lock Washer (112264)
Aluminium Plug	Green Ring (Normal)	M36-24-9PN	1 x Plug (HD36-24-9PN) 1 x Removal Tool (114010) 1 x Removal Tool (114009) 1 x Removal Tool (114008) 7 x Pin – Solid (0460-204-12141) 3 x Pin – Solid (0460-204-08141) 1 x Pin – Solid (0460-204-0490) 1 x Cavity Plug (114019) 1 x Cavity Plug (114018) 3 x Cavity Plug (114017)
Thermoplastic Receptacle	Green Ring (Normal)	P24-24-9PN	1 x Receptacle (HDP24-24-9PN) 1 x Removal Tool (114008) 1 x Removal Tool (114009) 1 x Removal Tool (114010) 1 x Pin – Solid (0460-204-0490) 2 x Pin – Solid (0460-204-08141) 7 x Pin – Solid (0460-204-12141) 3 x Cavity Plug (114017) 1 x Cavity Plug (114018) 1 x Panel Nut (2411-001-2405) 1 x Lock Washer (2414-001-2486)
Thermoplastic Plug	Green Ring (Normal)	P26-24-9SN	1 x Plug (HDP26-24-9SN) 1 x Removal Tool (114008) 1 x Removal Tool (114009) 1 x Removal Tool (114010) 7 x Socket – Solid (0462-203-12141) 1 x Socket – Solid (0462-203-04141) 2 x Socket – Solid (0462-203-08141) 2 x Cavity Plug (114017) 1 x Cavity Plug (114018)
Thermoplastic Receptacle	Green Ring (Normal)	P24-24-9SN	1 x Receptacle (HDP24-24-9SN) 1 x Removal Tool (114008) 1 x Removal Tool (114009) 1 x Removal Tool (114010) 7 x Socket – Solid (0462-203-12141) 1 x Socket – Solid (0462-203-04141) 2 x Socket – Solid (0462-203-08141) 3 x Cavity Plug (114017) 1 x Cavity Plug (114018) 1 x Panel Nut (2411-001-2405) 1 x Lock Washer (2414-001-2486)
Thermoplastic Plug	Green Ring (Normal)	P26-24-9PN	1 x Plug (HDP26-24-9PN) 1 x Removal Tool (114008) 1 x Removal Tool (114009) 1 x Removal Tool (114010) 1 x Pin – Solid (0460-204-0490) 2 x Pin – Solid (0460-204-08141) 7 x Pin – Solid (0460-204-12141) 3 x Cavity Plug (114017) 1 x Cavity Plug (114018)

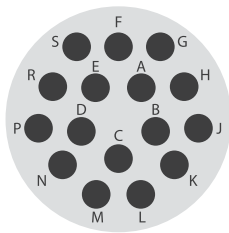
HD30/HDP20 Half Kits – Shell Size 24 – 14 Cavities



1 x size 4
1 x size 12
12 x size 16

Connector	Wire Seal	Part No.	Kit Contents
Aluminium Receptacle	Green Ring (Normal)	M34-24-14PN	1 x Receptacle (HD34-24-14PN) 1 x Removal Tool (114010) 1 x Removal Tool (114009) 1 x Removal Tool (0411-310-1605) 15 x Pin – Solid (0460-215-16141) 2 x Pin – Solid (0460-204-12141) 1 x Pin – Solid (0460-204-0490) 5 x Cavity Plug (114017) 1 x Panel Nut (112263-90) 1 x Lock Washer (112264)
Aluminium Plug	Green Ring (Normal)	M36-24-14SN	1 x Plug (HD36-24-14SN) 1 x Removal Tool (114010) 1 x Removal Tool (114009) 1 x Removal Tool (0411-310-1605) 15 x Socket – Solid (0462-209-16141) 2 x Socket – Solid (0462-203-12141) 2 x Socket – Solid (0462-203-04141) 5 x Cavity Plug (114017)
Aluminium Receptacle	Green Ring (Normal)	M34-24-14SN	1 x Receptacle (HD34-24-14SN) 1 x Removal Tool (0411-310-1605) 1 x Removal Tool (114010) 1 x Removal Tool (114009) 1 x Socket – Solid (0462-203-04141) 2 x Socket – Solid (0462-203-12141) 15 x Socket – Solid (0462-209-16141) 5 x Cavity Plug (114017) 1 x Panel Nut (112263-90) 1 x Lock Washer (112264)
Aluminium Plug	Green Ring (Normal)	M36-24-14PN	1 x Plug (HD36-24-14PN) 1 x Removal Tool (114010) 1 x Removal Tool (114009) 1 x Removal Tool (0411-310-1605) 15 x Pin – Solid (0460-215-16141) 2 x Pin – Solid (0460-204-12141) 1 x Pin – Solid (0460-204-0490) 5 x Cavity Plug (114017)

HD30/HDP20 Half Kits – Shell Size 24 – 16 Cavities



16 x size 12

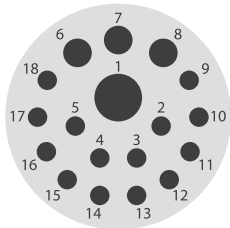
Connector	Wire Seal	Part No.	Kit Contents
Aluminium Receptacle	Green Ring (Normal)	M34-24-16PN	1 x Receptacle (HD34-24-16PN) 1 x Removal Tool (114010) 19 x Pin – Solid (0460-204-12141) 5 x Cavity Plug (114017) 1 x Panel Nut (112263-90) 1 x Lock Washer (112264)
Aluminium Plug	Green Ring (Normal)	M36-24-16SN	1 x Plug (HD36-24-16SN) 1 x Removal Tool (114010) 19 x Socket – Solid (0462-203-12141) 5 x Cavity Plug (114017)
Aluminium Plug	Green Ring (Normal)	M36-24-16PN	1 x Plug (HD36-24-16PN) 1 x Removal Tool (114010) 19 x Pin – Solid (0460-204-12141) 5 x Cavity Plug (114017)
Thermoplastic Receptacle	Green Ring (Normal)	P24-24-16PN	1 x Receptacle (HDP24-24-16PN) 1 x Removal Tool (114010) 19 x Pin – Solid (0460-204-12141) 5 x Cavity Plug (114017) 1 x Panel Nut (2411-001-2405) 1 x Lock Washer (2414-001-2486)
Thermoplastic Plug	Green Ring (Normal)	P26-24-16SN	1 x Plug (HDP26-24-16SN) 1 x Removal Tool (114010) 19 x Socket – Solid (0462-203-12141) 5 x Cavity Plug (114017)



HD Series

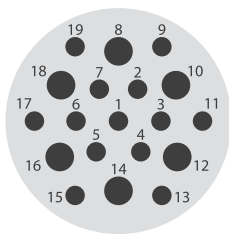
HD30/HDP20 Half Kits – Shell Size 24 – 18 Cavities

Connector	Wire Seal	Part No.	Kit Contents
Aluminium Receptacle	Green Ring (Normal)	M34-24-18PN	1 x Receptacle (HD34-24-18PN) 1 x Removal Tool (0411-310-1605) 1 x Removal Tool (114008) 1 x Removal Tool (114010) 2 x Pin – Solid (0460-204-08141) 4 x Pin – Solid (0460-204-12141) 17 x Pin – Solid (0460-215-16141) 6 x Cavity Plug (114017) 1 x Panel Nut (112263-90) 1 x Lock Washer (112264)
Aluminium Plug	Green Ring (Normal)	M36-24-18SN	1 x Plug (HD36-24-18SN) 1 x Removal Tool (0411-310-1605) 1 x Removal Tool (114008) 1 x Removal Tool (114010) 2 x Socket – Solid (0462-203-08141) 4 x Socket – Solid (0462-203-12141) 17 x Socket – Solid (0462-209-16141) 6 x Cavity Plug (114017)
Aluminium Receptacle	Blue Ring (Extra thin)	M34-24-18SE	1 x Receptacle (HD34-24-18SE) 1 x Removal Tool (0411-337-1205) 1 x Removal Tool (114008) 1 x Removal Tool (0411-204-1605) 2 x Socket – Solid (0462-203-08141) 4 x Socket – Solid (0462-203-12141) 16 x Socket – Solid (0462-201-16141) 6 x Cavity Plug (114017) 1 x Panel Nut (112263-90) 1 x Lock Washer (112264)
Aluminium Plug	Blue Ring (Extra thin)	M36-24-18PE	1 x Plug (HD36-24-18PE) 1 x Removal Tool (0411-337-1205) 1 x Removal Tool (114008) 1 x Removal Tool (0411-204-1605) 2 x Pin – Solid (0460-204-08141) 4 x Pin – Solid (0460-204-12141) 17 x Pin – Solid (0460-202-16141) 6 x Cavity Plug (114017)
Thermoplastic Receptacle	Green Ring (Normal)	P24-24-18PN	1 x Receptacle (HDP24-24-18PN) 1 x Removal Tool (0411-310-1605) 1 x Removal Tool (114008) 1 x Removal Tool (114010) 2 x Pin – Solid (0460-204-08141) 4 x Pin – Solid (0460-204-12141) 17 x Pin – Solid (0460-215-16141) 6 x Cavity Plug (114017) 1 x Panel Nut (2411-001-2405) 1 x Lock Washer (2414-001-2486)
Thermoplastic Plug	Green Ring (Normal)	P26-24-18SN	1 x Plug (HDP26-24-18SN) 1 x Removal Tool (0411-310-1605) 1 x Removal Tool (114008) 1 x Removal Tool (114010) 2 x Socket – Solid (0462-203-08141) 4 x Socket – Solid (0462-203-12141) 17 x Socket – Solid (0462-209-16141) 6 x Cavity Plug (114017)
Thermoplastic Receptacle	Green Ring (Normal)	P24-24-18SN	1 x Receptacle (HDP24-24-18SN) 1 x Removal Tool (0411-310-1605) 1 x Removal Tool (114008) 1 x Removal Tool (114010) 2 x Socket – Solid (0462-203-08141) 4 x Socket – Solid (0462-203-12141) 17 x Socket – Solid (0462-209-16141) 6 x Cavity Plug (114017) 1 x Panel Nut (2411-001-2405) 1 x Lock Washer (2414-001-2486)
Thermoplastic Plug	Green Ring (Normal)	P26-24-18PN	1 x Plug (HDP26-24-18PN) 1 x Removal Tool (0411-310-1605) 1 x Removal Tool (114008) 1 x Removal Tool (114010) 2 x Pin – Solid (0460-204-08141) 4 x Pin – Solid (0460-204-12141) 17 x Pin – Solid (0460-215-16141) 6 x Cavity Plug (114017)



1 x size 8
 3 x size 12
 14 x size 16

HD30/HDP20 Half Kits – Shell Size 24 – 19 Cavities



6 x size 12
13 x size 16

Connector	Wire Seal	Part No.	Kit Contents
Aluminium Receptacle	Blue Ring (Extra thin)	M34-24-19PE	<ul style="list-style-type: none"> 1 x Receptacle (HD34-24-19PE) 1 x Removal Tool (0411-204-1605) 1 x Removal Tool (0411-337-1205) 7 x Pin – Solid (0460-204-12141) 16 x Pin – Solid (0460-202-16141) 6 x Cavity Plug (114017) 1 x Panel Nut (112263-90) 1 x Lock Washer (112264)
Aluminium Plug	Blue Ring (Extra thin)	M36-24-19SE	<ul style="list-style-type: none"> 1 x Plug (HD36-24-19SE) 1 x Removal Tool (0411-204-1605) 1 x Removal Tool (0411-337-1205) 7 x Socket – Solid (0462-203-12141) 16 x Socket – Solid (0462-202-16141) 6 x Cavity Plug (114017)
Aluminium Receptacle	Green Ring (Normal)	M34-24-19PN	<ul style="list-style-type: none"> 1 x Receptacle (HD34-24-19PN) 1 x Removal Tool (0411-204-1605) 1 x Removal Tool (114010) 7 x Pin – Solid (0460-204-12141) 16 x Pin – Solid (0460-215-16141) 6 x Cavity Plug (114017) 1 x Panel Nut (112263-90) 1 x Lock Washer (112264)
Aluminium Receptacle	Blue Ring (Extra thin)	M34-24-19SE	<ul style="list-style-type: none"> 1 x Receptacle (HD34-24-19SE) 1 x Removal Tool (0411-204-1605) 1 x Removal Tool (0411-337-1205) 7 x Socket – Solid (0462-203-12141) 16 x Socket – Solid (0462-201-16141) 6 x Cavity Plug (114017) 1 x Panel Nut (112263-90) 1 x Lock Washer (112264)
Aluminium Plug	Blue Ring (Extra thin)	M36-24-19PE	<ul style="list-style-type: none"> 1 x Plug (HD36-24-19PE) 1 x Removal Tool (0411-204-1605) 1 x Removal Tool (0411-337-1205) 7 x Pin – Solid (0460-204-12141) 16 x Pin – Solid (0460-202-16141) 6 x Cavity Plug (114017)
Thermoplastic Receptacle	Blue Ring (Extra thin)	P24-24-19PE	<ul style="list-style-type: none"> 1 x Receptacle (HDP24-24-19PE) 1 x Removal Tool (0411-204-1605) 1 x Removal Tool (114010) 7 x Pin – Solid (0460-204-12141) 16 x Pin – Solid (0460-202-16141) 6 x Cavity Plug (114017) 1 x Panel Nut (2411-001-2405) 1 x Lock Washer (2414-001-2486)
Thermoplastic Receptacle	Green Ring (Normal)	P24-24-19PN	<ul style="list-style-type: none"> 1 x Receptacle (HDP24-24-19PN) 1 x Removal Tool (0411-310-1605) 1 x Removal Tool (114010) 7 x Pin – Solid (0460-204-12141) 16 x Pin – Solid (0460-215-16141) 6 x Cavity Plug (114017) 1 x Panel Nut (2411-001-2405) 1 x Lock Washer (2414-001-2486)
Thermoplastic Plug	Green Ring (Normal)	P26-24-19SN	<ul style="list-style-type: none"> 1 x Plug (HDP26-24-19SN) 1 x Removal Tool (0411-310-1605) 1 x Removal Tool (114010) 7 x Socket – Solid (0462-203-12141) 16 x Socket – Solid (0462-209-16141) 6 x Cavity Plug (114017)



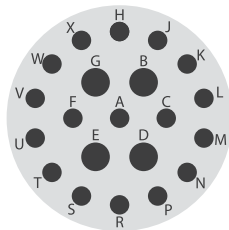
M34-24-19PE



HD Series

HD30/HDP20 Half Kits – Shell Size 24 – 21 Cavities

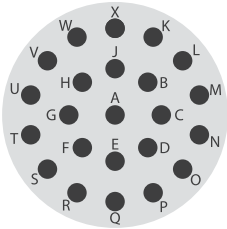
Connector	Wire Seal	Part No.	Kit Contents
Aluminium Receptacle	Blue Ring (Extra thin)	M34-24-21PE	1 x Receptacle (HD34-24-21PE) 1 x Removal Tool (0411-204-1605) 1 x Removal Tool (0411-337-1205) 5 x Pin – Solid (0460-204-12141) 20 x Pin – Solid (0460-202-16141) 6 x Cavity Plug (114017) 1 x Panel Nut (112263-90) 1 x Lock Washer (112264)
Aluminium Plug	Blue Ring (Extra thin)	M36-24-21SE	1 x Plug (HD36-24-21SE) 1 x Removal Tool (0411-204-1605) 1 x Removal Tool (0411-337-1205) 5 x Socket – Solid (0462-203-12141) 20 x Socket – Solid (0462-201-16141) 6 x Cavity Plug (114017)
Aluminium Receptacle	Green Ring (Normal)	M34-24-21PN	1 x Receptacle (HD34-24-21PN) 1 x Removal Tool (114010) 1 x Removal Tool (0411-310-1605) 20 x Pin – Solid (0460-215-16141) 5 x Pin – Solid (0460-204-12141) 6 x Cavity Plug (114017) 1 x Panel Nut (112263-90) 1 x Lock Washer (112264)
Aluminium Plug	Green Ring (Normal)	M36-24-21SN	1 x Plug (HD36-24-21SN) 1 x Removal Tool (114010) 1 x Removal Tool (0411-310-1605) 20 x Socket – Solid (0462-209-16141) 5 x Socket – Solid (0462-203-12141) 6 x Cavity Plug (114017)
Aluminium Receptacle	Green Ring (Normal)	M34-24-21SN	1 x Receptacle (HD34-24-21SN) 1 x Removal Tool (114010) 1 x Removal Tool (0411-310-1605) 20 x Socket – Solid (0462-209-16141) 5 x Socket – Solid (0462-203-12141) 6 x Cavity Plug (114017) 1 x Panel Nut (112263-90) 1 x Lock Washer (112264)
Aluminium Plug	Green Ring (Normal)	M36-24-21PN	1 x Plug (HD36-24-21PN) 1 x Removal Tool (114010) 1 x Removal Tool (0411-310-1605) 20 x Pin – Solid (0460-215-16141) 5 x Pin – Solid (0460-204-12141) 6 x Cavity Plug (114017)
Thermoplastic Receptacle	Blue Ring (Extra thin)	P24-24-21PE	1 x Receptacle (HDP24-24-21PE) 1 x Removal Tool (0411-204-1605) 1 x Removal Tool (0411-337-1205) 5 x Pin – Solid (0460-204-12141) 20 x Pin – Solid (0460-202-16141) 6 x Cavity Plug (114017) 1 x Panel Nut (2411-001-2405) 1 x Lock Washer (2414-001-2486)
Thermoplastic Plug	Blue Ring (Extra thin)	P26-24-21SE	1 x Plug (HDP26-24-21SE) 1 x Removal Tool (0411-204-1605) 1 x Removal Tool (0411-337-1205) 5 x Socket – Solid (0462-203-12141) 20 x Socket – Solid (0462-201-16141) 6 x Cavity Plug (114017)
Thermoplastic Receptacle	Green Ring (Normal)	P24-24-21PN	1 x Receptacle (HDP24-24-21PN) 1 x Removal Tool (0411-310-1605) 1 x Removal Tool (114010) 5 x Pin – Solid (0460-204-12141) 20 x Pin – Solid (0460-215-16141) 6 x Cavity Plug (114017) 1 x Panel Nut (2411-001-2405) 1 x Lock Washer (2414-001-2486)
Thermoplastic Plug	Green Ring (Normal)	P26-24-21SN	1 x Plug (HDP26-24-21SN) 1 x Removal Tool (0411-310-1605) 1 x Removal Tool (114010) 5 x Socket – Solid (0462-203-12141) 20 x Socket – Solid (0462-209-16141) 6 x Cavity Plug (114017)




4 x size 12
17 x size 16

HD30/HDP20 Half Kits – Shell Size 24 – 23 Cavities

Connector	Wire Seal	Part No.	Kit Contents
Aluminium Receptacle	Blue Ring (Extra thin)	M34-24-23PE	1 x Receptacle (HD34-24-23PE) 1 x Removal Tool (0411-204-1605) 26 x Pin – Solid (0460-202-16141) 8 x Cavity Plug (114017) 1 x Panel Nut (112263-90) 1 x Lock Washer (112264)
Aluminium Plug	Blue Ring (Extra thin)	M36-24-23SE	1 x Plug (HD36-24-23SE) 1 x Removal Tool (0411-204-1605) 26 x Socket – Solid (0462-201-16141) 8 x Cavity Plug (114017)
Aluminium Receptacle	Blue Ring (Extra thin)	M34-24-23SE	1 x Receptacle (HD34-24-23SE) 1 x Removal Tool (0411-204-1605) 26 x Socket – Solid (0462-201-16141) 8 x Cavity Plug (114017) 1 x Panel Nut (112263-90) 1 x Lock Washer (112264)
Aluminium Plug	Blue Ring (Extra thin)	M36-24-23PE	1 x Plug (HD36-24-23PE) 1 x Removal Tool (0411-204-1605) 26 x Pin – Solid (0460-202-16141) 8 x Cavity Plug (114017)
Aluminium Receptacle	Green Ring (Normal)	M34-24-23PN	1 x Receptacle (HD34-24-23PN) 1 x Removal Tool (0411-310-1605) 26 x Pin – Solid (0460-215-16141) 8 x Cavity Plug (114017) 1 x Panel Nut (112263-90) 1 x Lock Washer (112264)
Aluminium Plug	Green Ring (Normal)	M36-24-23SN	1 x Plug (HD36-24-23SN) 1 x Removal Tool (0411-310-1605) 26 x Socket – Solid (0462-209-16141) 8 x Cavity Plug (114017)
Aluminium Receptacle	Green Ring (Normal)	M34-24-23SN	1 x Receptacle (HD34-24-23SN) 1 x Removal Tool (0411-310-1605) 26 x Socket – Solid (0462-209-16141) 8 x Cavity Plug (114017) 1 x Panel Nut (112263-90) 1 x Lock Washer (112264)
Aluminium Plug	Green Ring (Normal)	M36-24-23PN	1 x Plug (HD36-24-23PN) 1 x Removal Tool (0411-310-1605) 26 x Pin – Solid (0460-215-16141) 8 x Cavity Plug (114017)
Aluminium Receptacle	Grey Ring (Thin)	M34-24-23PT	1 x Receptacle (HD34-24-23PT) 1 x Removal Tool (0411-310-1605) 26 x Pin – Solid (0460-215-16141) 8 x Cavity Plug (114017) 1 x Panel Nut (112263-90) 1 x Lock Washer (112264)
Aluminium Receptacle	Grey Ring (Thin)	M34-24-23ST	1 x Receptacle (HD34-24-23ST) 1 x Removal Tool (0411-310-1605) 26 x Socket – Solid (0462-209-16141) 8 x Cavity Plug (114017) 1 x Panel Nut (112263-90) 1 x Lock Washer (112264)

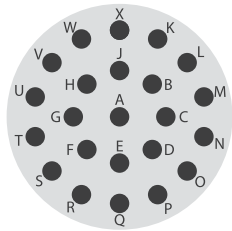


23 x size 16




HD Series

HD30/HDP20 Half Kits – Shell Size 24 – 23 Cavities cont.



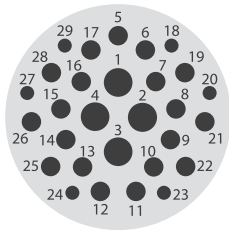
23 x size 16

Connector	Wire Seal	Part No.	Kit Contents
Thermoplastic Receptacle	Green Ring (Normal)	P24-24-23PN	1 x Receptacle (HDP24-24-23PN) 1 x Removal Tool (0411-310-1605) 26 x Pin – Solid (0460-215-16141) 8 x Cavity Plug (114017) 1 x Panel Nut (2411-001-2405) 1 x Lock Washer (2414-001-2486)
Thermoplastic Plug	Green Ring (Normal)	P26-24-23SN	1 x Plug (HDP26-24-23SN) 1 x Removal Tool (0411-310-1605) 26 x Socket – Solid (0462-209-16141) 8 x Cavity Plug (114017)
Thermoplastic Receptacle	Blue Ring (Extra thin)	P24-24-23SE	1 x Receptacle (HDP24-24-23SE) 1 x Removal Tool (0411-204-1605) 26 x Socket – Solid (0462-201-16141) 8 x Cavity Plug (114017) 1 x Panel Nut (2411-001-2405) 1 x Lock Washer (2414-001-2486)
Thermoplastic Plug	Blue Ring (Extra thin)	P26-24-23PE	1 x Plug (HDP26-24-23PE) 1 x Removal Tool (0411-204-1605) 26 x Pin – Solid (0460-202-16141) 8 x Cavity Plug (114017)
Thermoplastic Receptacle	Green Ring (Normal)	P24-24-23SN	1 x Receptacle (HDP24-24-23SN) 1 x Removal Tool (0411-310-1605) 26 x Socket – Solid (0462-209-16141) 8 x Cavity Plug (114017) 1 x Panel Nut (2411-001-2405) 1 x Lock Washer (2414-001-2486)
Thermoplastic Plug	Green Ring (Normal)	P26-24-23PN	1 x Plug (HDP26-24-23PN) 1 x Removal Tool (0411-310-1605) 26 x Pin – Solid (0460-215-16141) 8 x Cavity Plug (114017)



P24-24-23SN

HD30/HDP20 Half Kits – Shell Size 24 – 29 Cavities



4 x size 12
19 x size 16
6 x size 20

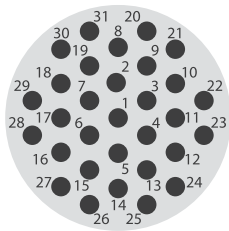
Connector	Wire Seal	Part No.	Kit Contents
Aluminium Receptacle	Blue Ring (Extra thin)	M34-24-29PE	1 x Receptacle (HD34-24-29PE) 1 x Removal Tool (0411-240-2005) 1 x Removal Tool (0411-204-1605) 1 x Removal Tool (0411-337-1205) 22 x Pin – Solid (0460-202-16141) 5 x Pin – Solid (0460-204-12141) 7 x Pin – Solid (0460-202-20141) 2 x Cavity Plug (0413-204-2005) 8 x Cavity Plug (114017) 1 x Panel Nut (112263-90) 1 x Lock Washer (112264)
Aluminium Plug	Blue Ring (Extra thin)	M36-24-29SE	1 x Plug (HD36-24-29SE) 1 x Removal Tool (0411-337-1205) 1 x Removal Tool (0411-240-2005) 1 x Removal Tool (0411-204-1605) 22 x Socket – Solid (0462-201-16141) 5 x Socket – Solid (0462-203-12141) 7 x Socket – Solid (0462-201-20141) 2 x Cavity Plug (0413-204-2005) 8 x Cavity Plug (114017)
Aluminium Receptacle	Blue Ring (Extra thin)	M34-24-29SE	1 x Receptacle (HD34-24-29SE) 1 x Removal Tool (0411-240-2005) 1 x Removal Tool (0411-204-1605) 1 x Removal Tool (0411-337-1205) 22 x Socket – Solid (0462-201-16141) 5 x Socket – Solid (0462-203-12141) 7 x Socket – Solid (0462-201-20141) 2 x Cavity Plug (0413-204-2005) 8 x Cavity Plug (114017) 1 x Panel Nut (112263-90) 1 x Lock Washer (112264)
Aluminium Plug	Blue Ring (Extra thin)	M36-24-29PE	1 x Plug (HD36-24-29PE) 1 x Removal Tool (0411-240-2005) 1 x Removal Tool (0411-204-1605) 1 x Removal Tool (0411-337-1205) 22 x Pin – Solid (0460-202-16141) 5 x Pin – Solid (0460-204-12141) 7 x Pin – Solid (0460-202-20141) 2 x Cavity Plug (0413-204-2005) 8 x Cavity Plug (114017)
Thermoplastic Receptacle	Blue Ring (Extra thin)	P24-24-29PE	1 x Receptacle (HDP24-24-29PE) 1 x Removal Tool (0411-240-2005) 1 x Removal Tool (0411-204-1605) 1 x Removal Tool (0411-337-1205) 22 x Pin – Solid (0460-202-16141) 5 x Pin – Solid (0460-204-12141) 7 x Pin – Solid (0460-202-20141) 2 x Cavity Plug (0413-204-2005) 8 x Cavity Plug (114017) 1 x Panel Nut (2411-001-2405) 1 x Lock Washer (2414-001-2486)
Thermoplastic Plug	Blue Ring (Extra thin)	P26-24-29SE	1 x Plug (HDP26-24-29SE) 1 x Removal Tool (0411-240-2005) 1 x Removal Tool (0411-204-1605) 1 x Removal Tool (0411-337-1205) 22 x Socket – Solid (0462-201-16141) 5 x Socket – Solid (0462-203-12141) 7 x Socket – Solid (0462-201-20141) 2 x Cavity Plug (0413-204-2005) 8 x Cavity Plug (114017)
Thermoplastic Receptacle	Blue Ring (Extra thin)	P24-24-29SE	1 x Receptacle (HDP24-24-29SE) 1 x Removal Tool (0411-240-2005) 1 x Removal Tool (0411-204-1605) 1 x Removal Tool (0411-337-1205) 22 x Socket – Solid (0462-201-16141) 5 x Socket – Solid (0462-203-12141) 7 x Socket – Solid (0462-201-20141) 2 x Cavity Plug (0413-204-2005) 8 x Cavity Plug (114017) 1 x Panel Nut (2411-001-2405) 1 x Lock Washer (2414-001-2486)
Thermoplastic Plug	Blue Ring (Extra thin)	P26-24-29PE	1 x Plug (HDP26-24-29PE) 1 x Removal Tool (0411-240-2005) 1 x Removal Tool (0411-204-1605) 1 x Removal Tool (0411-337-1205) 22 x Pin – Solid (0460-202-16141) 5 x Pin – Solid (0460-204-12141) 7 x Pin – Solid (0460-202-20141) 2 x Cavity Plug (0413-204-2005) 8 x Cavity Plug (114017)



HD Series

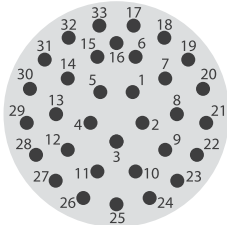
HD30/HDP20 Half Kits – Shell Size 24 – 31 Cavities

Connector	Wire Seal	Part No.	Kit Contents
Aluminium Receptacle	Blue Ring (Extra thin)	M34-24-31PE	1 x Receptacle (HD34-24-31PE) 1 x Removal Tool (0411-204-1605) 36 x Pin – Solid (0460-202-16141) 10 x Cavity Plug (114017) 1 x Panel Nut (112263-90) 1 x Lock Washer (112264)
Aluminium Plug	Blue Ring (Extra thin)	M36-24-31SE	1 x Plug (HD36-24-31SE) 1 x Removal Tool (0411-204-1605) 36 x Socket – Solid (0462-201-16141) 10 x Cavity Plug (114017)
Aluminium Receptacle	Grey Ring (Thin)	M34-24-31PT	1 x Receptacle (HD34-24-31PT) 1 x Removal Tool (0411-310-1605) 36 x Pin – Solid (0460-215-16141) 10 x Cavity Plug (114017) 1 x Panel Nut (112263-90) 1 x Lock Washer (112264)
Aluminium Plug	Grey Ring (Thin)	M36-24-31ST	1 x Plug (HD36-24-31ST) 1 x Removal Tool (0411-310-1605) 36 x Socket – Solid (0462-209-16141) 10 x Cavity Plug (114017)
Aluminium Receptacle	Grey Ring (Thin)	M34-24-31ST	1 x Receptacle (HD34-24-31ST) 1 x Removal Tool (0411-310-1605) 36 x Socket – Solid (0462-209-16141) 10 x Cavity Plug (114017) 1 x Panel Nut (112263-90) 1 x Lock Washer (112264)
Aluminium Plug	Grey Ring (Thin)	M36-24-31PT	1 x Plug (HD36-24-31PT) 1 x Removal Tool (0411-310-1605) 36 x Pin – Solid (0460-215-16141) 10 x Cavity Plug (114017)
Thermoplastic Receptacle	Blue Ring (Extra thin)	P24-24-31PE	1 x Receptacle (HDP24-24-31PE) 1 x Removal Tool (0411-204-1605) 36 x Pin – Solid (0460-202-16141) 10 x Cavity Plug (114017) 1 x Panel Nut (2411-001-2405) 1 x Lock Washer (2414-001-2486)
Thermoplastic Plug	Blue Ring (Extra thin)	P26-24-31SE	1 x Plug (HDP26-24-31SE) 1 x Removal Tool (0411-204-1605) 36 x Socket – Solid (0462-201-16141) 10 x Cavity Plug (114017)
Thermoplastic Receptacle	Grey Ring (Thin)	P24-24-31PT	1 x Receptacle (HDP24-24-31PT) 1 x Removal Tool (0411-310-1605) 36 x Pin – Solid (0460-215-16141) 10 x Cavity Plug (114017) 1 x Panel Nut (2411-001-2405) 1 x Lock Washer (2414-001-2486)
Thermoplastic Plug	Grey Ring (Thin)	P26-24-31ST	1 x Plug (HDP26-24-31ST) 1 x Removal Tool (0411-310-1605) 36 x Socket – Solid (0462-209-16141) 10 x Cavity Plug (114017)
Thermoplastic Receptacle	Blue Ring (Extra thin)	P24-24-31SE	1 x Receptacle (HDP24-24-31SE) 1 x Removal Tool (0411-204-1605) 36 x Socket – Solid (0462-201-16141) 10 x Cavity Plug (114017) 1 x Panel Nut (2411-001-2405) 1 x Lock Washer (2414-001-2486)
Thermoplastic Plug	Blue Ring (Extra thin)	P26-24-31PE	1 x Plug (HDP26-24-31PE) 1 x Removal Tool (0411-204-1605) 36 x Pin – Solid (0460-202-16141) 10 x Cavity Plug (114017)
Thermoplastic Receptacle	Grey Ring (Thin)	P24-24-31ST	1 x Receptacle (HDP24-24-31ST) 1 x Removal Tool (0411-310-1605) 36 x Socket – Solid (0462-209-16141) 10 x Cavity Plug (114017) 1 x Panel Nut (2411-001-2405) 1 x Lock Washer (2414-001-2486)
Thermoplastic Plug	Grey Ring (Thin)	P26-24-31PT	1 x Plug (HDP26-24-31PT) 1 x Removal Tool (0411-310-1605) 36 x Pin – Solid (0460-215-16141) 10 x Cavity Plug (114017)



31 x size 16

HD30/HDP20 Half Kits – Shell Size 24 – 33 Cavities




33 x size 20

Connector	Wire Seal	Part No.	Kit Contents
Aluminium Receptacle	Green Ring (Normal)	M34-24-33SN	1 x Receptacle (HD34-24-33SN) 1 x Removal Tool (0411-240-2005) 36 x Socket – Solid (0462-201-20141) 10 x Cavity Plug (0413-204-2005) 1 x Panel Nut (112263-90) 1 x Lock Washer (112264)
Aluminium Plug	Green Ring (Normal)	M36-24-33PN	1 x Plug (HD36-24-33PN) 1 x Removal Tool (0411-240-2005) 36 x Pin – Solid (0460-202-20141) 10 x Cavity Plug (0413-204-2005)



M34-24-35PN

HD30/HDP20 Half Kits – Shell Size 24 – 35 Cavities




3 x size 16
32 x size 20

Connector	Wire Seal	Part No.	Kit Contents
Aluminium Receptacle	Green Ring (Normal)	M34-24-35PN	1 x Receptacle (HD34-24-35PN) 1 x Removal Tool (0411-240-2005) 1 x Removal Tool (0411-310-1605) 36 x Pin – Solid (0460-202-20141) 4 x Pin – Solid (0460-215-16141) 2 x Cavity Plug (114017) 10 x Cavity Plug (0413-204-2005) 1 x Panel Nut (112263-90) 1 x Lock Washer (112264)
Aluminium Plug	Green Ring (Normal)	M36-24-35PN	1 x Plug (HD36-24-35PN) 1 x Removal Tool (0411-240-2005) 1 x Removal Tool (0411-310-1605) 36 x Socket – Solid (0462-201-20141) 4 x Socket – Solid (0462-209-16141) 10 x Cavity Plug (0413-204-2005) 2 x Cavity Plug (114017)
Aluminium Receptacle	Green Ring (Normal)	M34-24-35SN	1 x Receptacle (HD34-24-35SN) 1 x Removal Tool (0411-240-2005) 1 x Removal Tool (0411-310-1605) 36 x Socket – Solid (0462-201-20141) 4 x Socket – Solid (0462-209-16141) 2 x Cavity Plug (114017) 10 x Cavity Plug (0413-204-2005) 1 x Panel Nut (112263-90) 1 x Lock Washer (112264)
Aluminium Plug	Green Ring (Normal)	M36-24-35PN	1 x Plug (HD36-24-35PN) 1 x Removal Tool (0411-240-2005) 1 x Removal Tool (0411-310-1605) 36 x Pin – Solid (0460-202-20141) 4 x Pin – Solid (0460-215-16141) 2 x Cavity Plug (114017) 10 x Cavity Plug (0413-204-2005)



HD Series

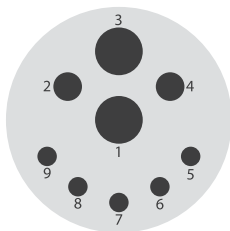
HD30/HDP20 Half Kits – Shell Size 24 – 47 Cavities



5 x size 16
42 x size 20

Connector	Wire Seal	Part No.	Kit Contents
Aluminium Receptacle	Blue Ring (Extra thin)	M34-24-47PE	<ul style="list-style-type: none"> 1 x Receptacle (HD34-24-47PE) 1 x Removal Tool (0411-204-1605) 1 x Removal Tool (0411-240-2005) 47 x Pin – Solid (0460-202-20141) 6 x Pin – Solid (0460-202-16141) 2 x Cavity Plug (114017) 10 x Cavity Plug (0413-204-2005) 1 x Panel Nut (112263-90) 1 x Lock Washer (112264)
Aluminium Plug	Blue Ring (Extra thin)	M36-24-47SE	<ul style="list-style-type: none"> 1 x Plug (HD36-24-47SE) 1 x Removal Tool (0411-240-2005) 1 x Removal Tool (0411-204-1605) 6 x Socket – Solid (0462-201-20141) 47 x Socket – Solid (0462-201-20141) 10 x Cavity Plug (0413-204-2005) 2 x Cavity Plug (114017)
Aluminium Receptacle	Blue Ring (Extra thin)	M34-24-47SE	<ul style="list-style-type: none"> 1 x Receptacle (HD34-24-47SE) 1 x Removal Tool (0411-204-1605) 1 x Removal Tool (0411-240-2005) 47 x Socket – Solid (0462-201-20141) 6 x Socket – Solid (0462-201-16141) 2 x Cavity Plug (114017) 10 x Cavity Plug (0413-204-2005) 1 x Panel Nut (112263-90) 1 x Lock Washer (112264)
Aluminium Plug	Blue Ring (Extra thin)	M36-24-47PE	<ul style="list-style-type: none"> 1 x Plug (HD36-24-47PE) 1 x Removal Tool (0411-204-1605) 1 x Removal Tool (0411-240-2005) 47 x Pin – Solid (0460-202-20141) 6 x Pin – Solid (0460-202-16141) 2 x Cavity Plug (114017) 10 x Cavity Plug (0413-204-2005)
Thermoplastic Receptacle	Blue Ring (Extra thin)	P24-24-47SE	<ul style="list-style-type: none"> 1 x Receptacle (HDP24-24-47SE) 1 x Removal Tool (0411-204-1605) 1 x Removal Tool (0411-240-2005) 47 x Socket – Solid (0462-201-20141) 6 x Socket – Solid (0462-201-16141) 2 x Cavity Plug (114017) 10 x Cavity Plug (0413-204-2005) 1 x Panel Nut (2411-001-2405) 1 x Lock Washer (2414-001-2486)
Thermoplastic Plug	Blue Ring (Extra thin)	P26-24-47PE	<ul style="list-style-type: none"> 1 x Plug (HDP26-24-47PE) 1 x Removal Tool (0411-204-1605) 1 x Removal Tool (0411-240-2005) 47 x Pin – Solid (0460-202-20141) 6 x Pin – Solid (0460-202-16141) 2 x Cavity Plug (114017) 10 x Cavity Plug (0413-204-2005)

HD30/HDP20 Half Kits – Shell Size 24 – 91



2 x size 8
2 x size 12
5 x size 16

Connector	Wire Seal	Part No.	Kit Contents
Aluminium Receptacle	Green Ring (Normal)	M34-24-91PN	<ul style="list-style-type: none"> 1 x Receptacle (HD34-24-91PN) 1 x Removal Tool (114010) 1 x Removal Tool (114008) 1 x Removal Tool (0411-310-1605) 6 x Pin – Solid (0460-215-16141) 3 x Pin – Solid (0460-204-12141) 3 x Pin – Solid (0460-204-08141) 1 x Cavity Plug (114018) 2 x Cavity Plug (114017) 1 x Panel Nut (112263-90) 1 x Lock Washer (112264)


ionnic.com



Visit website

The screenshot shows the IONNIC website homepage. At the top, there is a navigation bar with links for Home, Lighting, Safety, Electrical, and Contact Us, along with a search bar. The main banner features the TE DEUTSCH logo and the text "IONNIC - AUSTRALIA'S OFFICIAL Deutsch Industrial DISTRIBUTORS". Below the banner are three main product categories: LIGHTING (Products to help you see or be seen from IONNIC, Nordic Lights & Vision Alert), SAFETY (Reverse in safety with bbs-tek® white sound reversing alarms & CCTV systems), and ELECTRICAL (Electrical components & systems from Class1, Schlemmer, Carlingswitch & TE DEUTSCH). The footer includes links for About Us, Terms of Use, Privacy Policy, Product Categories, Catalogues, Reseller Info, Site Search, and a subscription form for product updates.

The screenshot shows the IONNIC website product page for Assortment Kits. The page is titled "Connectors - Deutsch" and features a grid of product categories including DT Series, CAN Network, Assortment Kits, DT Detector, DTV Series, DTM Series, DTP Series, and DTHD Series. A detailed view of an Assortment Kit is shown, including a list of features such as "604 piece workshop kit containing assortments of DT Series connectors & contacts" and "Includes crimp tool and multi-use removal tool". The page also includes a specifications section, associations, and catalogue downloads. The footer is identical to the homepage screenshot.



Check out the entire range of TE DEUTSCH

The IONNIC website – for all the most up to date products and info

AEC & DR Series



AEC & DR Series



AEC Series **70**



DRB Series **72**



DRC Series **75**


AEC & DR Series

AEC Series

NEW



AEC16-40SA



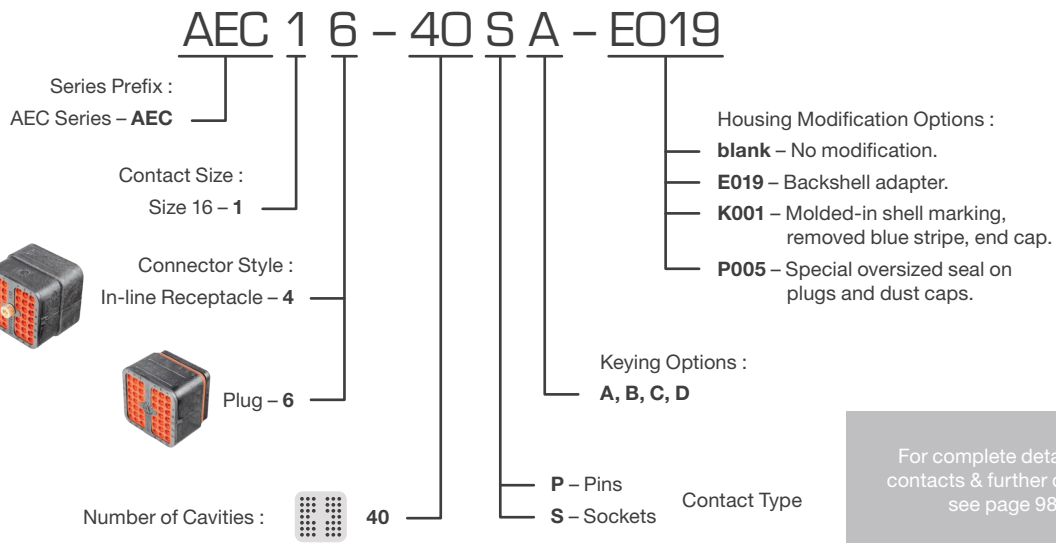
AEC14-40PA

IP68

- Heavy-duty, inline connectors.
- Environmentally sealed – IP68 when installed to manufacturer’s specifications.
- Accepts size 16 contacts.
- Mates using key fastened jackscrew.
- 40 cavity arrangement.
- Resistant to most fluids used in industrial applications.
- Keyed for miss-mate prevention.

Housing :	Thermoplastic
Seals :	Silicone Rubber
Jackscrew :	Stainless Steel
Contact Size :	16
Contact Rating :	13A @ 125°C
Insulation Resistance :	1000 Megohms min. @ 25°C
Vibration :	20G rms 10 – 2000Hz
Ingress Protection :	IP68
Operating Temperature :	-55°C to 125°C

Part Numbering System



For complete details on contacts & further options see page 98



AEC16-40SA



AEC14-40PA


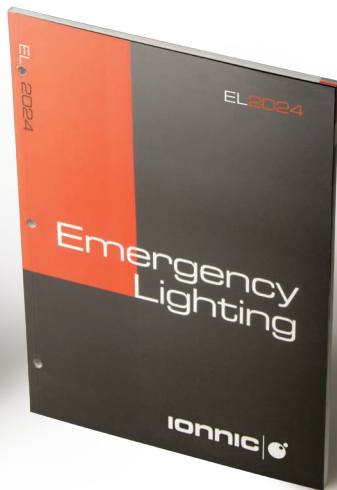
AEC Series NEW

Plug
AEC16-40SA

Receptacle
AEC14-40PA



DEUTSCH



Visit ionnic.com or contact your nearest reseller for a copy

AEC & DR Series

DRB Series

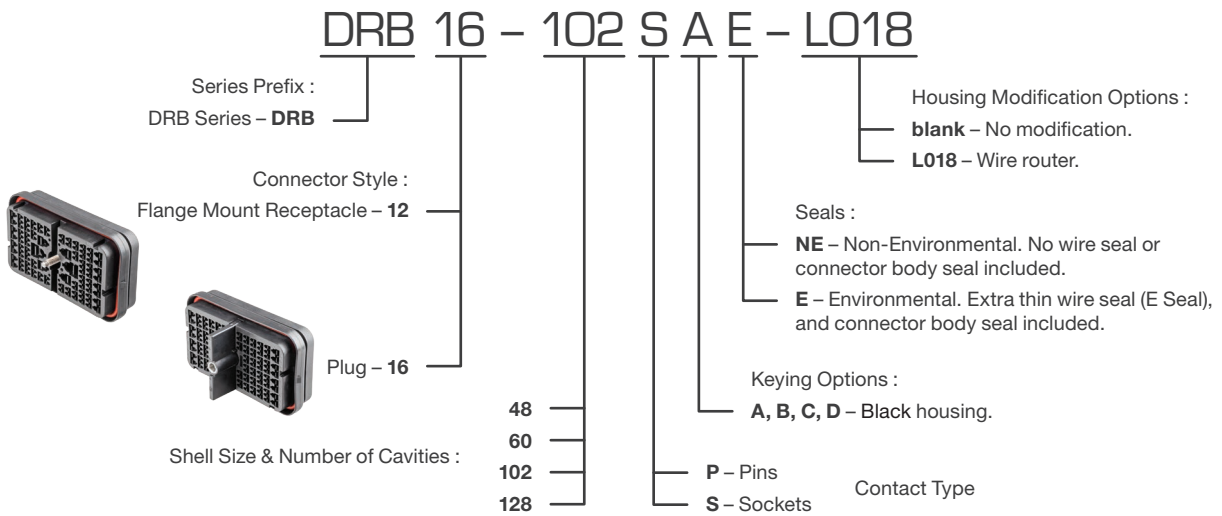


- Heavy-duty connectors suitable for bulkhead applications.
- High pin count – 48, 60, 102 and 128 cavities.
- Multiple wire gauges.
- Separate flange mounting options.
- Suitable for on and off highway applications, marine, industrial, and agriculture markets in harsh environments.
- Resistant to most fluids used in industrial applications.
- Environmentally sealed – IP68, IP6K9K, when installed to manufacturer’s specifications, E seal models only.



Housing :	Thermoplastic
Seals :	Silicone Rubber
Jackscrew :	Stainless Steel
Wedglock :	Thermoplastic
Insulation Resistance :	1000 Megohms min. @ 25°C
Vibration :	20G rms 10 – 2000Hz
Approvals :	20mm Flame Test per Standard UL-94
Ingress Protection :	IP68, IP6K9K
Operating Temperature :	-55°C to 125°C


Part Numbering System




Shell Size & Number of Cavities




DRB1X-48XXX
 12 x size 12
 24 x size 16
 24 x size 20
 A, B, C, D



DRB1X-60XXX
 12 x size 16
 48 x size 20
 A, B, C, D



DRB1X-102XXX
 2 x size 4
 4 x size 8
 16 x size 12
 80 x size 16
 A, B, C, D




DRB1X-128XXX
 16 x size 12
 112 x size 16
 A, B, C, D

Required Components

A complete DRB assembly requires a mounting flange, a plug and receptacle, and at least one wedgelock for each plug and receptacle.

There are several flange options to accommodate design requirements.




The wedgelocks are required to confirm proper contact placement.



Features two 125A mounting posts



DRB Series – Mounting Flanges

Part No.	Suits	Description
DRBF-1A		Single mounting flange for one 102 or one 128 cavity DRB plug and receptacle mated pair
DRBF-2A		Single mounting flange for one 48 or one 60 cavity DRB plug and receptacle mated pair
DRBM-3A		Single mounting flange for one 102 or one 128 cavity DRB plug and receptacle mated pair. Includes two 125A mounting posts

A, B, C, D keying available, contact your representative.



AEC & DR Series



WB-48SA



WB-60PA




WB-51PAL



WB-51SAR



WB-64PA



WB-64SA

Coloured keyed Wedgelocks, contact your representative.

- A – Grey
- B – Black
- C – Green
- D – Brown

DRB Series – Wedgelocks

Cavities	Receptacles	Suits		Notes
		Plugs		
48		WB-48PA	WB-48SA	1 required per connector
60		WB-60PA	WB-60SA	1 required per connector
102		WB-51PAL	WB-51SAL	Left side of connector
		WB-51PAR	WB-51SAR	Right side of connector
128		WB-64PA	WB-64SA	2 required per connector

A, B, C, D coloured keying available, contact your representative.

L018 Special Modification – Wire Router

With L018 wire router modification




DRB12-128PAE-L018



DRB12-102PANE

Without L018 wire router modification



DRB102-BT



DRB102-BT-90DEG



DRB Series – Insulators/Boots


Part No.	Orientation	Suits
DRB102-BT	Straight	102 & 128 Cavity
DRB102-BT-90DEG	90°	

AEC & DR Series


DRC Series

- Environmentally sealed – IP68, IP6K9K when installed to manufacturer’s specifications.
- Accepts size 12, 16 and 20 contacts.
- Several mounting options are available including In-line, Flange, Standard and Moulded in Contact Receptacles.
- Optional accessories include Backshells, Insulators and Mounting Gaskets.
- Mates using key fastened jackscrew.
- Keyed versions for miss-mate prevention.

Housing :	Thermoplastic
Seal :	Silicone Rubber
Insert Retainer :	Thermoplastic
Jackscrew :	Steel
Receptacle Threaded Inserts :	Steel/Brass
Vibration :	20G rms 10 – 2000Hz
Approvals :	20mm Flame Test per Standard UL-94
Ingress Protection :	IP68, IP6K9K
Operating Temperature :	-55°C to 125°C

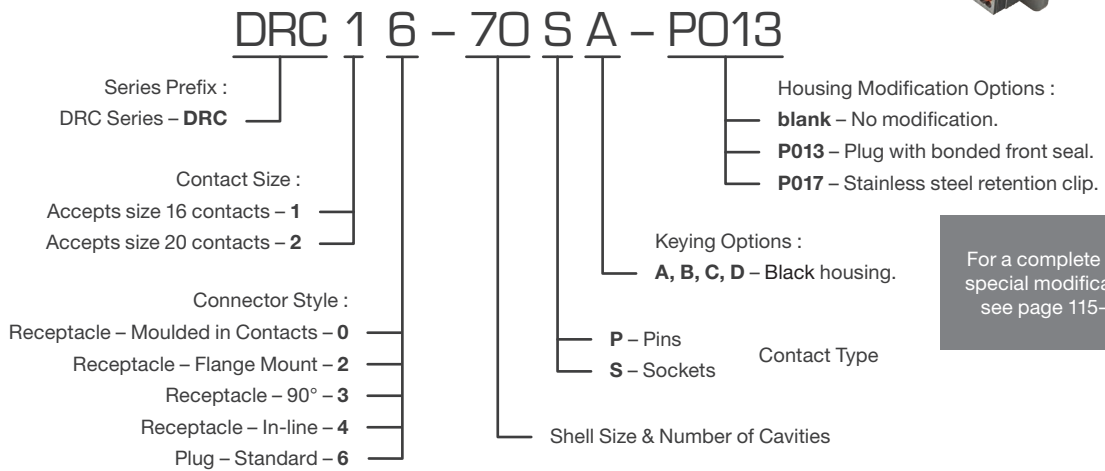


Mates using key fastened jackscrew



Key provides positive alignment & correct mating

Part Numbering System




For a complete list of special modifications see page 115–119


Popular DRC Series Special Modifications



P013
Plug with bonded front seal, silicone adhesive.



P017
Stainless steel retention clip for jackscrew.



DRC22-40PA
The DRC22-40PA is an inside mount flange, as opposed to the usual outside mount flange eg DRC12-40PA.



AEC & DR Series

Connector Styles

Receptacle
Moulded in Contacts

DRC×0-XX



DRC10-40P

Receptacle
Flange Mount

DRC×2-XX



DRC12-24PA

Receptacle
90°

DRC×3-XX



DRC12-24PA

Receptacle
In-line

DRC×4-XX



DRC14-40PA

Plug
Standard Plug


DRC×6-XX





DRC16-70SA

Shell Size & Number of Cavities

DRC1×-24XX
24 x size 16




DRC1×-40XX
40 x size 16





DRC1×-70XX
70 x size 16


DRC2×-24XX
24 x size 20




DRC26-38XX
34 x size 20, 4 x size 12
(Plug for DRC20-76PXXXX)



DRC2×-40XX
40 x size 20



DRC2×-50XX
50 x size 20



DRC2×-60XX
60 x size 20

For complete details on contacts & further options see page 98


AEC & DR Series



DRC24-BT



DRC40-BT



DRC70-BT



DRCB24



DRCB40



DRCB70



DRC24-GKT



DRC40-GKT



DRC70-GKT



0515-031-7005



0528-001-5005



0528-002-6005



0528-007-6005

DRC Series – Accessories


Part No.	Description	Shell Size	Material
DRC24-BT	Insulator – Black – 130mm	24	Plastisol
DRCB24	Insulator – Black – 190mm	24	PVC
DRC40-BT	Insulator – Black – 130mm	40	Plastisol
DRCB40	Insulator – Black – 215mm	40	PVC
DRC70-BT	Insulator – Black – 130mm	70	Plastisol
DRCB70	Insulator – Black – 215mm	70	PVC
DRC24-GKT	Mounting Gasket	24	Neoprene
DRC40-GKT	Mounting Gasket	40	Neoprene
DRC70-GKT	Mounting Gasket	70	Neoprene
0515-031-7005	Wire router	70	PA66
0528-001-5005	Backshell – Plug, double outlet, NW22 conduit, 90°	50	Thermoplastic
0528-002-6005	Backshell – Plug, double outlet, NW22 conduit, 90°	60	Thermoplastic
0528-007-6005 	Backshell – Plug, single outlet, NW26 conduit, 90° to the side	60	Thermoplastic



Specialty



Specialty




PCB Headers **80**




Bussing Hubs **83**



Bussed Receptacles **86**



Sealed Bus Bars **88**



Diodes & Resistors **89**




CAN **90**




HD30 Breakaway **94**

Specialty

PCB Headers



DT13-4P




DRC10-40P



DTM13-12PA-12PB-R008

- Reliable and easy to use 'terminate to Printed Circuit Board' connectors.
- Rectangular, thermoplastic design.
- Available in the DT, DTM and DRC ranges.
- Wide range of pin counts from 4 to 48.
- Moulded-in contacts – no need for potting or epoxy sealants.


Housing :	Thermoplastic
Seal :	Silicone Rubber
Contact Size :	DT & DRC Series 16
	DTM Series 20
Shock :	50G
Vibration :	20G rms 10 – 2000Hz
Operating Temperature :	-55°C to 125°C



For DTM Series accessories see page 27



DTM13-12PA-12PB-R008



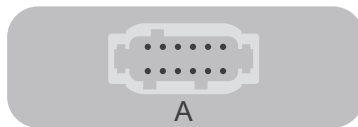
DTM13-12PA-R008

EEC-325X4B-E016 with DTM13-12PA-R008



12 x size 20
A Keying

12 x size 20
B Keying



12 x size 20
A Keying



EEC-325X4B



EEC-325X4B-E016

PCB Headers – DTM Series

Part No.	Circuits	Style	Mating Plug
DTM13-12PA-12PB-R008	2 x 12	90°	DTM06-12SA & DTM06-12SB
DTM13-12PA-R008	12	90°	DTM06-12SA
EEC-325X4B	Enclosure – Black		
EEC-325X4B-E016	Enclosure – Amber translucent		



DT13-4P




DT13-12PA




DT15-4P



DT15-6P



DT15-08PA



DTF15-12PA



DT15-12PA




4 x size 16



6 x size 16



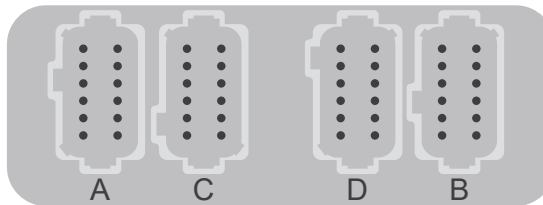
8 x size 16
A Keying




12 x size 16
A Keying



DT13-48PABCD-R015



12 x size 16 A Keying 12 x size 16 C Keying 12 x size 16 D Keying 12 x size 16 B Keying



Vent/breather hole



EEC-5X650A

PCB Headers – DT Series

Part No.	Circuits	Style	Mating Plug
DT13-4P	4	90° Flange	DT06-4S
DT15-4P	4	Straight Flange	DT06-4S
DT15-6P	6	Straight Flange	DT06-6S
DT15-08PA	8	Straight Flange	DT06-08SA
DT13-12PA	12	90° Flange	DT06-12SA
DTF15-12PA	12	Straight Flangless	DT06-12SA
DT15-12PA	12	Straight Flange	DT06-12SA
DT13-48PABCD-R015	4 x 12	90°	DT06-12SA, DT06-12SC, DT06-12SD, DT06-12SB
EEC-5X650A	Enclosure suiting DT13-48PABCD-R015 – Black. Features vent/breather hole		

For DT Series accessories see page 16



Specialty



DRC13-40PA




DRC10-24PA



DRC23-24PA




DRC10-40P




40 x size 16
A Keying



24 x size 16
A Keying



24 x size 20
A Keying



40 x size 16

PCB Headers – DRC Series

Part No.	Circuits	Style	Mating Plug	Notes
DRC13-40PA	40	90°	DRC18-40SA	
DRC10-24PA	24	Straight	DRC16-24SA	
DRC23-24PA	24	90°	DRC26-24SA	
DRC10-40P	40	Straight	DRC16-40S	Outside contact columns gold-plated

For DRC Series accessories see page 77

- Designed and manufactured by IONNIC, using genuine TE DEUTSCH components.
- Compact, efficient design.
- Environmentally sealed.
- Epoxy filled ABS housing.
- J1939 models available in kits with mating connectors plus 120 Ohm resistor plug.
- Made in Australia.

NEW



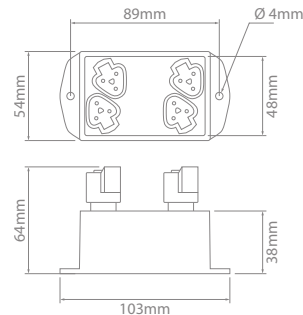
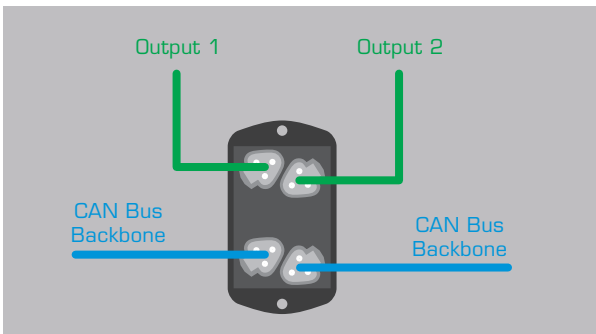
CONNKIT-3X8



CONNKIT-6




Housing : ABS
 Connector : Thermoplastic
 Operating Temperature : -40°C to 85°C



NEW

Supplied with
 TE DEUTSCH 120 Ohm
 Resistor Plug
 (DT06-3S-P006)



CONNKIT-4JUNCTION



CONNKIT-4

Bussing Hubs – J1939 – 2 Branch

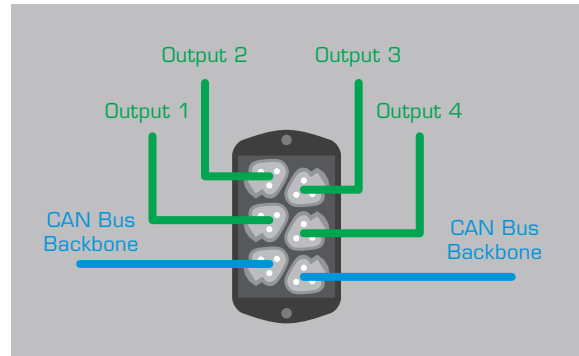
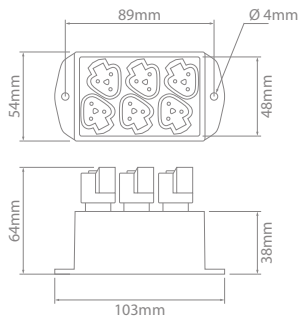
Part No. **CONNKIT-4JUNCTION** **NEW**
 Description CAN bus hub kit – supplied with mating connectors + 120 Ohm resistor plug

CONNKIT-4
 CAN bus hub only

- Kit Contents:
- 1 x CAN Bus 2 Branch Hub (CONNKIT-4)
 - 4 x Plug – DT Series – 3 Circuit (DT06-3S-C015)
 - 2 x Wedgelock Green (W3S-P012)
 - 2 x Wedgelock Blue (W3S-1939-P012)
 - 12 x Contact Gold-Plated (0462-201-1631)
 - 1 x 120 Ohm Resistor Plug (DT06-3S-P006)



Specialty



Bussing Hubs – J1939 – 4 Branch

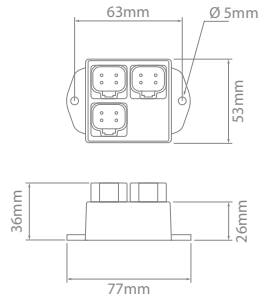
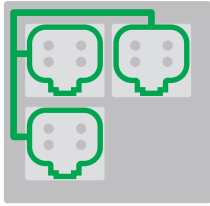
Part No. **CONNKIT-6JUNCTION** **NEW**

Description CAN bus hub kit – supplied with mating connectors + 120 Ohm resistor plug

CONNKIT-6

CAN bus hub only

- Kit Contents:
- 1 x CAN Bus 4 Branch Hub (CONNKIT-6)
 - 6 x Plug – DT Series – 3 Circuit (DT06-3S-C015)
 - 4 x Wedgelock Green (W3S-P012)
 - 2 x Wedgelock Blue (W3S-1939-P012)
 - 18 x Contact Gold-Plated (0462-201-1631)
 - 1 x 120 Ohm Resistor Plug (DT06-3S-P006)

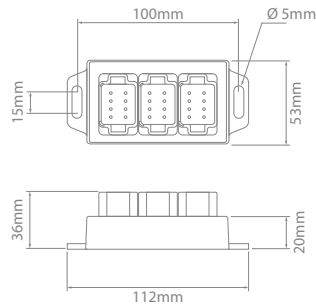
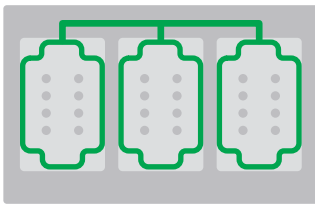


NEW

3 x TE DEUTSCH
4 circuit receptacles
(DT04-4P)



CONNKIT-3X4

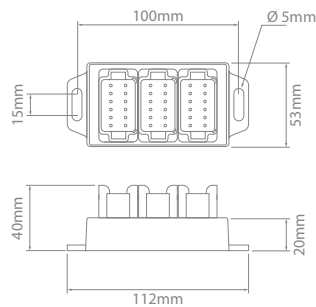



NEW

3 x TE DEUTSCH
8 circuit receptacles
(DT04-08PA)



CONNKIT-3X8



NEW

3 x TE DEUTSCH
12 circuit receptacles
(DT04-12PA)

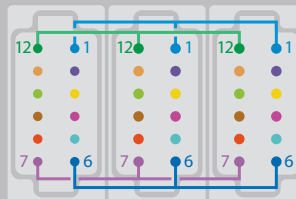


CONNKIT-3X12

Bussed Circuits

All pins are bussed to their corresponding numbers across each connector housed in the Bussing Hub.

This applies to all three Bussing Hubs.



Bussing Hubs **NEW**

Part No.	Description	Mating Components
CONNKIT-3X4	3 x 4 Bussed circuit	3 x DT06-4S, 3 x W4S
CONNKIT-3X8	3 x 8 Bussed circuit	3 x DT06-08SA, 3 x W8S
CONNKIT-3X12	3 x 12 Bussed circuit	3 x DT06-12SA, 3 x W12S

All pins are bussed to their corresponding numbers.

Current Rating per circuit: 10A





DT04-4P-EP13

DT04-08PB-P028



DT04-6P-EP14



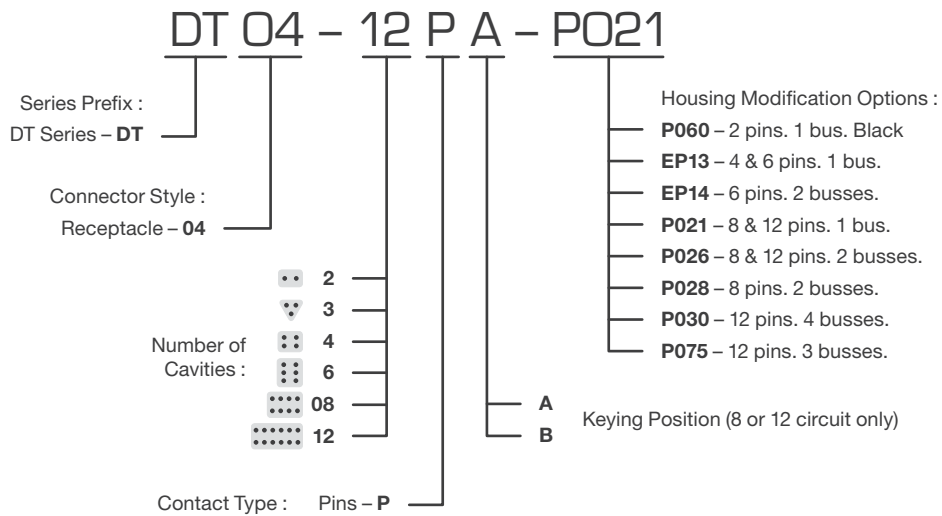
DT04-12PB-P030



- Designed for use in heavy-duty applications where multiple circuits require a common electrical pathway.
- Environmentally sealed – IP68, IP6K9K, when installed to manufacturer’s specifications.
- Integrated bus bars with standard TE DEUTSCH contacts.
- Mates with standard DT Series plugs.
- Available in multiple bussing configurations using standard size 16 contacts.

Housing :	Thermoplastic
Seal :	Silicone Rubber
Wedglock :	Thermoplastic
Bus Plating :	Nickel
Shock :	50G
Vibration :	20G rms 10 – 2000Hz
Approvals :	20mm Flame Test per Standard UL-94
Ingress Protection :	IP68, IP6K9K
Operating Temperature :	-55°C to 125°C

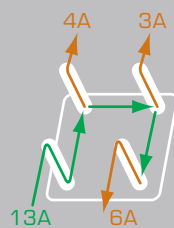
Part Numbering System



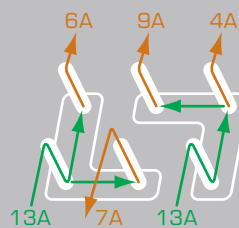
Maximum Current Rating

The maximum current rating is the total amount of current for the entire bus. Current can be distributed in many combinations, but cannot exceed 13A per contact. A total of 13A can be pulled into one pin which is then split between the remaining pins going out. No more than 13A can go through any single pin.

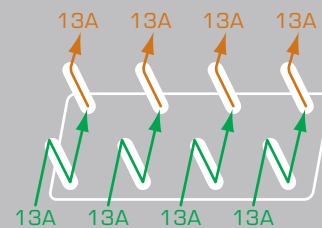
Bussing Examples



DT04-4P-EP13
1 four pin bus



DT04-6P-EP14
2 three pin busses




DT04-08PA-P021
1 eight pin bus. 52A output (max)



Bussed Receptacles

	Total Pins	Max. Current Rating	Colour	Keying	Part No.	Mating Plug
	2	2 Pin Bus = 13A	Black	—	DT04-2P-P060	DT06-2S
	4	4 Pin Bus = 26A	Black	—	DT04-4P-EP13	DT06-4S
	6	6 Pin Bus = 39A	Black	—	DT04-6P-EP13	DT06-6S
	6	3 Pin Bus = 13A 3 Pin Bus = 13A	Black	—	DT04-6P-EP14	DT06-6S
	8	8 Pin Bus = 52A	Grey	A	DT04-08PA-P021	DT06-08SA
			Black	B	DT04-08PB-P021	DT06-08SB
	8	4 Pin Bus = 26A 4 Pin Bus = 26A	Grey	A	DT04-08PA-P026	DT06-08SA
			Black	B	DT04-08PB-P026	DT06-08SB
	8	3 Pin Bus = 13A 5 Pin Bus = 26A	Grey	A	DT04-08PA-P028	DT06-08SA
			Black	B	DT04-08PB-P028	DT06-08SB
	12	12 Pin Bus = 78A	Grey	A	DT04-12PA-P021	DT06-12SA
			Black	B	DT04-12PB-P021	DT06-12SB
	12	6 Pin Bus = 39A 6 Pin Bus = 39A	Grey	A	DT04-12PA-P026	DT06-12SA
			Black	B	DT04-12PB-P026	DT06-12SB
	12	3 Pin Bus = 13A 3 Pin Bus = 13A 3 Pin Bus = 13A 3 Pin Bus = 13A	Grey	A	DT04-12PA-P030	DT06-12SA
			Black	B	DT04-12PB-P030	DT06-12SB
	12	4 Pin Bus = 26A 4 Pin Bus = 26A 4 Pin Bus = 26A	Grey	A	DT04-12PA-P075	DT06-12SA


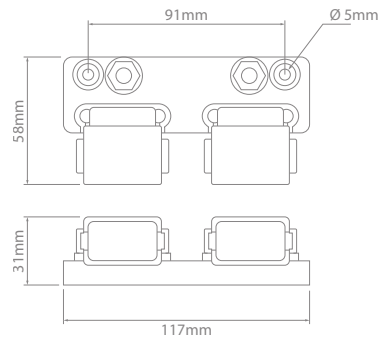
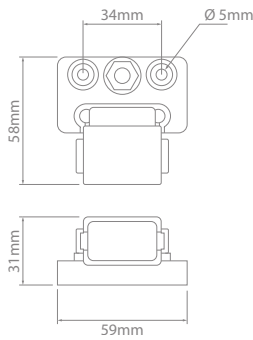




- Constructed using genuine TE DEUTSCH connectors.
- Encapsulated, plug & play design.
- Environmentally sealed connectors – IP68, IP6K9K, when installed to manufacturer's specifications.
- Ignition protection – SAE J1171.
- Compact size.
- Quick & easy install compared to traditional bus bar systems.
- Maintenance free design.
- Made in North America.

Made in North America IP68 IP6K9K

Bus : C1100 Electrolytic Copper
 Base : RETPU – Injection Moulded
 Studs : 5/16–18" Stainless Steel
 Ingress Protection : IP68, IP6K9K
 Approvals : SAE J1171



Sealed Bus Bars

Part No.	BBC-12	BBC-24	BB2-12	BBC2-12
Type	Single	Double	Split	Split
Current Rating @ 48V	150A	300A	2 x 150A	2 x 150A
Mating Connector	DT06-12SA	2 x DT06-12SA	DT06-12SA & DT06-12SB	2 x DT06-12SA

- Useful anywhere there is a need to regulate power or protect a device against potential power surges or transient voltages.
- Easily retrofitted.
- Resistors to suit DT and DTM series.
- Environmentally sealed connectors – IP68, IP6K9K, when installed to manufacturer's specifications.
- Latched mating.
- Receptacle mounting clips found on page 15.




DT04-4P-RT03



DTM06-2S-EP10

DT06-3S-P006



DT04-3P-P006

IP68

IP6K9K


Housing : Thermoplastic
 Seal : Silicone Rubber
 Wedglock : Thermoplastic
 Shock : 50G
 Vibration : 20G rms 10 – 2000Hz
 Ingress Protection : IP68, IP6K9K



DT04-2P-RT01



DT04-2P-RT02



DT04-4P-RT03



DT04-2P-RT06

Diodes – Unidirectional

Part No.	Suits	Style	Colour	Diode	Peak Reverse Volts	Peak Forward Volts	Avg. Forward Current (A)
DT04-2P-RT01	DT Series	Receptacle	Black	MUR460	600 max.	1.28 max.	4.0 max.
DT04-2P-RT02	DT Series	Receptacle	Black	1N5625GP	400 max.	1.0 max.	3.0 max.
DT04-4P-RT03	DT Series	Receptacle	Grey	2x MUR460	600 max.	1.28 max.	4.0 max.

Diodes – Bidirectional NEW

Part No.	Suits	Style	Colour	Diode	Reverse Stand off Voltage	Breakdown Voltage	Clamping Voltage	Peak Pulse Current (A)
DT04-2P-RT06	DT Series	Receptacle	Green	T.V.S 1.5KE130CA	111	130 (±5V)	179 max.	8.5 max.



DTM06-2S-EP10



DT04-3P-P006



DT06-3S-P006

Resistors


Part No.	Suits	Style	Colour	Ohms	Watts	Tolerance
DTM06-2S-EP10	DTM Series	Plug	Black	120	0.4 min.	5%
DT04-3P-P006	DT Series	Receptacle	Grey	120	0.4 min.	10%
DT06-3S-P006	DT Series	Plug	Grey	120	0.4 min.	10%

Resistors include wedglock.



Specialty

CAN




DTM04-2P-P007



DT04-3P-P006



HD10-9-1939PE



DT04-3P-P007


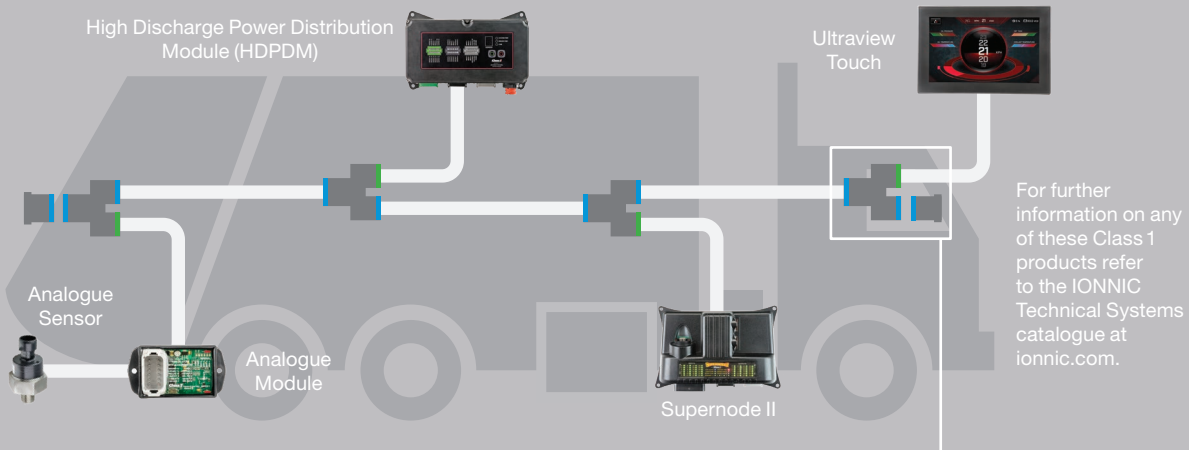


- Environmentally sealed – IP68, IP6K9K, when installed to manufacturer's specifications.
- Multiple housing options available.
- Latched mating.
- Wedgelocks ensure contact alignment and retention.

Housing :	Thermoplastic
Seal :	Silicone Rubber
Wedglock :	Thermoplastic
Vibration :	20G rms 10 – 2000Hz
Approvals :	20mm Flame Test per Standard UL-94
Ingress Protection :	IP68, IP6K9K
Operating Temperature :	-55°C to 125°C

CAN (Controller Area Networks)


CAN, or Controller Area Networks, are multiplexed control systems. Multiplexing allows multiple data signals to travel on the same wires, integrating separate electronic systems and applications to a single point of control and monitoring system.



J1939/11

J1939/11 is a 3-wire system that uses the TE DEUTSCH DT series connectors primarily for truck and bus. The DT series accepts size 16 contacts.

Connector options include in-line, bulkhead, Y splitter, and terminating resistors.



CAN Connectors – J1939/11 – Common Components

Part No.	Description	Cavities/Circuits
DT06-3S-C015	DT Series – Plug – Reduced diameter seal (E Seal)	3
DT06-3S-E008	DT Series – Plug – Heat shrink adaptor	3
DT06-3S-EP11	DT Series – Plug – Heat shrink adaptor – Black. Requires W3S-P012	3
DT06-3S-P006	DT Series – Plug – 120 Ohm Resistor. Includes wedgelock & contacts	3
W3S-P012	DT Series – Wedgelock – Plug – Green – Enhanced seal retention	3
W3S-1939	DT Series – Wedgelock – Plug – Blue	3
W3S-1939-P012	DT Series – Wedgelock – Plug – Blue – Enhanced seal retention	3
DT04-3P-E008	DT Series – Receptacle – Heat shrink adaptor	3
DT04-3P-P006	DT Series – Receptacle – 120 Ohm Resistor. Includes wedgelock & contacts	3
W3P	DT Series – Wedgelock – Receptacle – Green	3
W3P-1939	DT Series – Wedgelock – Receptacle – Blue	3
DT04-3P-P007	DT Series – Receptacle Y Piece. Includes wedgelocks & contacts	3
0460-202-1631	Contact – Pin – Solid – Gold-plated – Size 16	
0462-201-1631	Contact – Socket – Solid – Gold-plated – Size 16	
1062-16-0144	Contact – Socket – F-Crimp – Gold-plated – Size 16	

CONNKIT-BBJUNCTION NEW Connection Kit – CAN Splice. Used for splitting CAN Backbone

Kit contents:
 1 x Receptacle – DT Series Y Piece (DT04-3P-P007) 9 x Contact – Socket – Gold-Plated (0462-201-1631) 2 x Wedgelock – Blue (W3S-1939-P012)
 3 x Plug – DT Series – 3 Circuit (DT06-3S-C015) 1 x Wedgelock – Green (W3S-P012)

CONNKIT-RESISTOR NEW Connection Kit – CAN Splice with Resistor. Used for terminated CAN Backbone

Kit contents:
 1 x Receptacle – DT Series Y Piece (DT04-3P-P007) 1 x DT Series 120 Ohm Resistor (DT06-3S-P006) 1 x Wedgelock – Blue (W3S-1939-P012)
 2 x Plug – DT Series – 3 Circuit (DT06-3S-C015) 6 x Contact – Socket – Gold-Plated (0462-201-1631) 1 x Wedgelock – Green (W3S-P012)



J1939/13

J1939/13 is a system that uses the TE DEUTSCH HD10 series connectors for on-board diagnostics. The HD10 series accepts size 16 contacts.



HD10-9-1939PE



HD16-9-1939SE



0460-202-1631



0462-201-1631



1062-16-0144

CAN Connectors – J1939/13 – Common Components

Part No.	Description	Cavities
HD10-9-1939PE	HD10 Series – Receptacle. Threaded rear – Black	9
HD16-9-1939SE	HD10 Series – Plug. Threaded rear – Black	9
0460-202-1631	Contact – Pin – Solid – Gold-plated – Size 16	
0462-201-1631	Contact – Socket – Solid – Gold-plated – Size 16	
1062-16-0144	Contact – Socket – F-Crimp – Gold-plated – Size 16	

J1939/15

SAE J1939/15 defines the requirements for reduced physical layer 2-wire CAN systems consisting of an unshielded twisted pair of wires.



CAN Connectors – J1939/15 – Common Components

Part No.	Description	Cavities/Circuits
DTM06-2S-EP10	DTM Series – Plug – 120 Ohm Resistor – Black. Includes wedgelock & contacts	2
DTM06-2S-P006	DTM Series – Plug – 120 Ohm Resistor. Includes wedgelock & contacts	2
DTM04-2P-P006	DTM Series – Receptacle – 120 Ohm Resistor. Includes wedgelock & contacts	2
DTM06-2S-E005	DTM Series – Plug – End cap – Black	2
WM-2S	DTM Series – Wedgelock – Plug – Orange	2
WM-2SB	DTM Series – Wedgelock – Plug – Black	2
DTM04-2P-P007	DTM Series – Receptacle Y Piece – Black. Includes wedgelock & contacts	2
0460-202-2031	Contact – Pin – Solid – Gold-plated – Size 20	
0460-010-2031	Contact – Pin – Solid – Gold-plated – Size 20 – Purple Band	
1060-20-0144	Contact – Pin – F-Crimp – Gold-plated – Size 20	
0462-201-2031	Contact – Socket – Solid – Gold-plated – Size 20	
0462-005-2031	Contact – Socket – Solid – Gold-plated – Size 20 – Purple Band	
1062-20-0144	Contact – Socket – F-Crimp – Gold-plated – Size 20	
DTM2-J1939-KIT	DTM Series – 120 Ohm Resistor Kit Kit contents: 1 x Receptacle – DTM Series – 2 Circuit (DTM04-2P) 1 x Wedgelock – Orange (WM-2P) 1 x DTM Series 120 Ohm Resistor (DTM06-2S-P006) 2 x Contact – Pin – Gold-Plated (0460-202-2031) 1 x Mounting Clip (1011-026-0205)	





- Breakaway coupling specifically designed to prevent damage to vehicle wiring and/or the attached implement by safely disconnecting and separating from vehicle in the event of an operator driving away without disconnecting beforehand.
- Dust cap suits all shell size 24 HD30 and HDP20 series connectors.
- Ideal for use in agricultural equipment as well as the truck, bus, mining and construction industry.
- Environmentally sealed – IP68, IP6K9K, when installed to manufacturer's specifications.
- Resistant to most fluids in industrial applications.




Housing :	HD30 Series	Aluminium
	DT Series	Thermoplastic
Seal :		Silicone Rubber
Shock :		50G
Vibration :		20G rms 10 – 2000Hz
Approvals :	20mm Flame Test per Standard UL-94	
Ingress Protection :		IP68, IP6K9K
Operating Temperature :		-55°C to 125°C

HDBOX-24-91PN – Breakaway CAN Termination Assembly

Originally designed for agricultural applications, the TE DEUTSCH HDBOX-24-91PN Breakaway CAN Termination Assembly creates a communication pathway between an on-board CAN system and the electronic components on an attached implement.

The HDBox, which holds two DT13 connectors and an HD30 Series receptacle, mounts on the vehicle and mates with an HD30 Series plug connector featuring a breakaway coupling ring.

TE DEUTSCH breakaway couplings are designed to prevent damage to the CAN wiring of the vehicle and/or the attached implement by disconnecting and separating from the vehicle in the event of an operator driving away without disconnecting beforehand.



Houses
1 x DT13-2P, 1 x DT13-4P

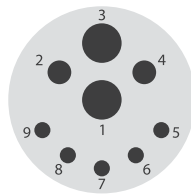
Mates with
DT06-2S-EP06
DT06-4S-EP06



Houses
1 x HD34-24-91PN
Mates with
HDB36-24-91SN



HDBOX-24-91PN



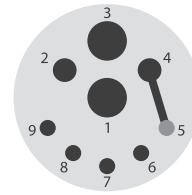
2 x size 8, 2 x size 12,
5 x size 16



HD34-24-91PN



HD34-24-91PN-059



Circuits 4 & 5 are bridged.
Circuit 5 is occupied with a size 16
contact and sealed with a cavity plug



HDB36-24-91SN



HDB36-24-91SN-059



5004-001-2405



DT06-2S-EP06



DT06-4S-EP06



W2S-P012



W4S-P012



0460-204-08141



0460-204-12141



0460-202-1631



0462-203-08141



0462-203-12141



0462-201-1631

HD30 Breakaway

Part No.	Description	Cavities
HDBOX-24-91PN	Breakaway CAN Termination Assembly	15
HD34-24-91PN NEW	HD30 Series – Receptacle. Breakaway coupling	9
HD34-24-91PN-059 NEW	HD30 Series – Receptacle. Breakaway coupling incorporating strain relief	9
HDB36-24-91SN	HD30 Series – Plug. Breakaway coupling. Circuits 4 & 5 are bridged	9*
HDB36-24-91SN-059	HD30 Series – Plug. Breakaway coupling incorporating strain relief. Circuits 4 & 5 are bridged	9*
* Circuit 5 is occupied with a non-removable size 16 contact and sealed with a cavity plug		
5004-001-2405 NEW	Dust cap suits shell size 24 HD34/HDP24 receptacles. Includes gasket	
DT06-4S-EP06	DT Series – Plug – Enhanced Seal Retention and End Cap – Black	4
DT06-2S-EP06	DT Series – Plug – Enhanced Seal Retention and End Cap – Black	2
W2S-P012	DT Series – Wedgelock – Plug – Green	2
W4S-P012	DT Series – Wedgelock – Plug – Green	4
0460-204-08141	Contact – Pin – Solid – Size 8	
0460-204-12141	Contact – Pin – Solid – Size 12	
0460-202-1631	Contact – Pin – Solid – Gold-plated – Size 16	
0462-203-08141	Contact – Socket – Solid – Size 8	
0462-203-12141	Contact – Socket – Solid – Size 12	
0462-201-1631	Contact – Socket – Solid – Gold-plated – Size 16	



Contacts & Tools



Contacts & Tools



Contacts & Cavity Plugs **98**



Crimping Tools **104**



Removal Tools **108**

Contacts & Tools

Contacts & Cavity Plugs



- Made from high-quality copper alloys, finished with nickel, tin or gold-plating.
- Exceptional durability, performance, corrosion and oxidation resistance.
- Exceed demands of today's industrial electrical systems.
- No retention tangs required, eliminating potential contact damage.
- Solder is not recommended, eliminating potential flux corrosion.
- Pack quantities of varying sizes available.

Material : Copper Alloy
Plating : Nickel, Tin or Gold

Bulk packaged quantities calculated by weight, a +/- 2% variation acceptable.

Solid Contacts



TE DEUTSCH solid contacts are designed for use with larger wire size and heavy-duty applications. Solid contacts are manufactured using a cold heading process with solid copper wire and are available with either a nickel or gold-plating finish.

Solid contacts terminate wire from 20 AWG to 6 AWG (0.5 – 13mm²) and are available in 5 sizes each of the pin and socket. The applicable contact is determined by the size of the conductor only.

Green & Purple Band Contacts

Size 16 and size 20 solid contacts are both available to suit two wire sizes.

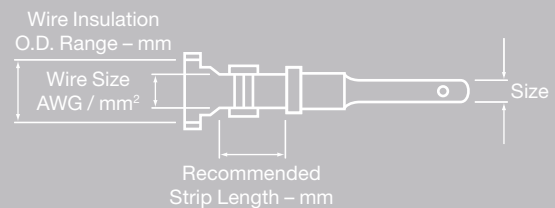

Contacts with the **green** band marking accept the larger wire size of 14 AWG (1.0 – 2.0mm²).

Contacts with the **purple** band marking accept the larger wire size of 18–16 AWG (0.75 – 1.3mm²).



Solid style contacts are sold in bulk.
 Bulk packaged quantities calculated by weight, a +/- 2% variation acceptable.

Stamped & Formed Contacts (F-Crimp)





















TE DEUTSCH stamped & formed contacts are designed for use where wire termination costs are of primary concern without sacrificing reliability of electrical circuits. The stamped & formed contacts are made on a precision stamping machine using flat strip stock, and then a durable and corrosion-proof nickel-plating or optional gold-plating is applied.

The stamped & formed style contacts terminate wire from 22 AWG to 10 AWG (0.35 – 6.0mm²) and are available in multiple sizes to accommodate a wide range of wire insulation.

The specific contact is determined by the outside diameter of wire insulation and conductor size.

Stamped & formed contacts are available as cut strips or in pack quantities including complete reels.

Contacts – Stamped & Formed (F-Crimp)

Size	Pin	Part No.	Socket	Plating	Wire Size AWG	Wire Size mm ²	Wire Insulation O.D. Range (mm)	Recommended Strip Length (mm)	Max. Rated A @ 125°C Continuous
20		1060-20-0122		Nickel	22 – 16	0.3 – 1.5	1.91 – 3.15	4.0 – 5.0	7.5
		1060-20-0144		Gold					
16		1060-16-0622		Nickel	20 – 16	0.5 – 1.0	1.40 – 2.54	3.8 – 5.0	13
		1060-14-0122		Nickel	18 – 14	0.75 – 2.0	2.41 – 3.81	3.8 – 5.0	
		1060-14-0144	—	Gold	18 – 14	0.75 – 2.0	2.41 – 3.81	3.8 – 5.0	
		1060-16-0122		Nickel	18 – 14	0.75 – 2.0	1.91 – 3.55	3.8 – 5.0	
		1060-16-0144		Gold	18 – 14	0.75 – 2.0	1.91 – 3.55	3.8 – 5.0	
	—	—		Nickel	16 – 12	1.3 – 3.3	1.91 – 3.55	4.5 – 5.8	
	—	—	1062-16-1222						
12		1060-12-0166		Tin/Nickel	14 – 12	2.0 – 3.3	2.87 – 4.47	5.7 – 6.9	25
		1060-12-0222		Nickel	12 – 10	3.3 – 5.2	3.56 – 5.18	5.8 – 7.0	



























Contacts – Stamped & Formed (F-Crimp) – Pack Quantities

Size	Plating	Part No.	Pins		Part No.	Sockets	
			100	Reel Qty		100	Reel Qty
20	Nickel	1060-20-0122	●	4000	1062-20-0122	●	4000
	Nickel	1060-16-0122	●	4000	1062-16-0122	●	4000
16	Gold	1060-16-0144	—	4000	1062-16-0144	●	4000
	Nickel	1060-14-0122	●	3200	1062-14-0122	●	4000
12	Nickel	1060-12-0222	●	2000	1062-12-0222	●	2000



Contacts & Tools

Contacts – Solid

Size	Pin	Part No.	Socket	Plating	Wire Size AWG	Wire Size mm ²	Recommended Strip Length (mm)	Max. Rated A @ 125°C Continuous
20		0460-202-2031		Gold	20	0.5	4.0 – 5.5	7.5
		0460-202-20141		Nickel				
20 Purple Band		0460-010-2031		Gold	18 – 16	0.75 – 1.3	3.9 – 5.5	7.5
		0460-010-20141		Nickel				
16		0460-202-1631		Gold	20 – 16	0.5 – 1.0	6.4 – 8.0	13
		0460-202-16141		Nickel				
16 Green Band		0460-215-1631		Gold	14	1.0 – 2.0	6.4 – 8.0	13
		0460-215-16141		Nickel				
12		0460-220-1231		Gold	14 – 12	2.0 – 3.0	5.6 – 7.2	25
		0460-204-12141		Nickel				
8		0460-204-08141		Nickel	10 – 8	5.0 – 8.0	11.0 – 12.5	60
4		0460-204-0490		Nickel	6	13.0	11.0 – 12.5	100



Contacts – Solid – Pins – Pack Quantities

Size	Part No.	Plating	1	25	50	100	400	500	800	1000	2.5K	5K	10K
20	0460-202-2031	Gold	●	●	●	●	—	●	—	●	—	—	●
	0460-202-20141	Nickel	●	●	●	●	—	●	—	●	—	—	●
20 Purple Band	0460-010-2031	Gold	●	—	●	●	—	—	—	—	—	—	—
	0460-010-20141	Nickel	●	●	●	●	—	●	—	—	—	—	—
16	0460-202-1631	Gold	●	●	●	●	—	●	—	—	—	●	—
	0460-202-16141	Nickel	●	●	●	●	—	●	—	●	●	—	—
16 Green Band	0460-215-1631	Gold	●	●	●	●	—	●	—	—	●	—	—
	0460-215-16141	Nickel	●	●	●	●	—	●	—	●	—	●	—
12	0460-220-1231	Gold	●	●	●	●	—	●	—	—	●	—	—
	0460-204-12141	Nickel	●	●	●	●	—	●	—	●	●	—	—
8	0460-204-08141	Nickel	●	●	—	●	—	—	●	—	—	—	—
4	0460-204-0490	Nickel	●	—	—	●	●	—	—	—	—	—	—




Contacts – Solid – Sockets – Pack Quantities

Size	Part No.	Plating	1	25	50	100	400	500	750	1000	2.5K	5K	10K
20	0462-201-2031	Gold	●	●	●	●	—	●	—	●	—	—	●
	0462-201-20141	Nickel	●	●	●	●	—	●	—	●	—	—	●
20 Purple Band	0462-005-2031	Gold	●	—	●	●	—	—	—	—	—	—	—
	0462-005-20141	Nickel	●	●	●	●	—	●	—	—	—	—	—
16	0462-201-1631	Gold	●	●	●	●	—	●	—	—	●	—	—
	0462-201-16141	Nickel	●	●	●	●	—	●	—	●	—	●	—
16 Green Band	0462-209-1631	Gold	●	●	●	●	—	●	—	—	●	—	—
	0462-209-16141	Nickel	●	●	●	●	—	●	—	●	●	—	—
12	0462-210-1231	Gold	●	●	●	●	—	—	—	—	●	—	—
	0462-203-12141	Nickel	●	●	●	●	—	●	—	●	●	—	—
8	0462-203-08141	Nickel	●	●	—	●	—	—	●	—	—	—	—
4	0462-203-04141	Nickel	●	—	—	●	●	—	—	—	—	—	—



Contacts & Tools



Cavity Plugs are used to seal the connector when a cavity is not used by a wire

Keying Pins are used to help prevent mis-mating of like connectors in close proximity



0413-204-2005



114017



114018



114019



0413-214-1205



Cavity Plugs & Keying Pin

Part No.	Contact Size	Material	Colour	Pack Quantities					
				1	20	50	100	500	1K
0413-204-2005	20	Plastic	Red	—	●	—	●	●	—
114017	16 & 12	Plastic	White	—	●	—	●	●	●
114018	8	Plastic	White	●	—	●	—	—	—
114019	4	Rubber	Red	●	—	—	—	—	—
0413-214-1205 NEW	12	Plastic	Yellow	●	—	—	—	—	—

Contact Insertion


Step 1

Hold crimped contact approximately 25mm behind the contact barrel.




Step 2

Hold connector with rear grommet toward the contact. Push contact into connector grommet until a click is felt. Gently pull back to confirm contact is locked in place.



Step 3


Once all contacts are in place, insert wedgelock. The wedgelock will snap into place securing the contacts.



Contact Removal

Step 1

With the rear insert toward you, snap appropriate size removal tool over the wire of contact to be removed.




Step 2

Slide tool along the wire into the insert cavity until it engages the contact and resistance is felt.



Step 3

Pull contact wire assembly and removal tool out of connector. Do not twist the removal tool when inside the connector.



For more information on Removal Tools see page 108

Contact Performance Specifications

Current Rating @ 125°C Continuous

Size	Maximum Current (A)
20	7.5
16	13
12	25
8	60
4	100

Crimp Tensile Strength

Size	Tensile Strength (lbs)
20	20
16	25
12	70
8	90
4	300

Contact Retention

Size	lbs	N
20	20	89
16	25	111
12	30	133
8	35	156
4	35	156

Contact Millivolt Drop

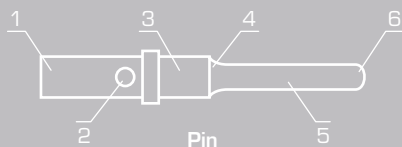
Size	Test Current (A)	Solid (mV)	Stamped & Formed (mV)
20	7.5	60	100
16	13	60	100
12	25	60	100
8	60	60	N/A
4	100	60	N/A

Durability

No electrical or mechanical defects after 100 cycles of engagement and disengagement.

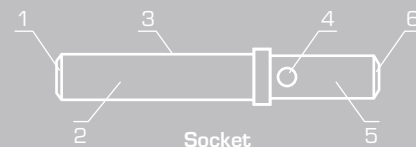
AWG to mm2

American Wire Gauge (AWG)	Diameter (mm)	Nominal Area (mm ²)	American Wire Gauge (AWG)	Diameter (mm)	Nominal Area (mm ²)	American Wire Gauge (AWG)	Diameter (mm)	Nominal Area (mm ²)
4	5.19	21.14	12	2.05	3.31	20	0.81	0.52
6	4.11	13.29	14	1.63	2.08	22	0.65	0.33
8	3.26	8.36	16	1.29	1.31	24	0.51	0.20
10	2.59	5.26	18	1.02	0.82			



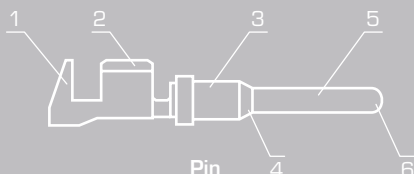
Pin

- 1 – Wire lead-in chamfer to aid wire insertion.
- 2 – Inspection hole.
- 3 – Maximum diameter to prevent bending.
- 4 – Radius for added strength.
- 5 – Smooth finish to minimise mating forces.
- 6 – Radius for smooth engagement and reduced misalignment.



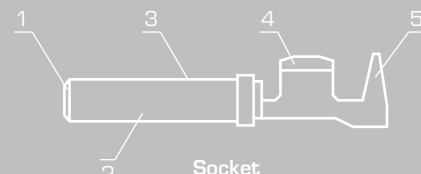
Socket

- 1 – Closed entry to prevent probe damage and prevent misalignment, chamfered lead-in to prevent misalignment.
- 2 – Durable tines for superior electrical performance.
- 3 – Stainless steel sleeve for maximum socket tine protection.
- 4 – Inspection hole.
- 5 – Crimp barrel.
- 6 – Wire lead-in chamfer to aid wire insertion.



Pin

- 1 – Insulation wings for insulation support.
- 2 – Conductor wings for minimal contact resistance.
- 3 – Maximum diameter to prevent bending.
- 4 – Chamfered for added strength.
- 5 – Smooth finish to minimise mating forces.
- 6 – Radius for smooth engagement and reduced misalignment.



Socket

- 1 – Closed entry to prevent probe damage and prevent misalignment, chamfered lead-in to prevent misalignment.
- 2 – Durable tines for superior electrical performance.
- 3 – Stainless steel sleeve for maximum socket tine protection.
- 4 – Conductor wings for minimal contact resistance.
- 5 – Insulation wings for insulation support.



Contacts & Tools

Crimping Tools



HDT-48-00



D2682



DET12

- Wide range of crimping tools to suit both Solid and Stamped & Formed contacts.
- Tight, complete crimp with minimal effort.
- HDT-48-00 crimps a wide range of contact sizes with no need to change out dies or locators.
- Ratcheting tools will not release contact until a full crimp is completed.



DTT-16-00


Made in North America



Double hinged for parallel crimping



HT-4220



HT-4560



D7000

D7000 6 Removable Dies

Die 1 14, 12AWG	Die 2 10, 12AWG
Die 3 18, 16, 14AWG	Die 4 20, 18, 16AWG
Die 5 20, 18-16AWG	Die 6 16, 14, 12AWG

Crimping Tools – Stamped & Formed (F-Crimp) Contacts

Part No.	Description	Crimp Range
DTT-16-00	Ratcheting. 1 indent crimper “U” crimp	16, 14 AWG
HT-4220	Double hinged. 1 indent crimper “U” crimp	24–22, 24–20, 20–18, 18–14, 16–14 AWG
HT-4560	Ratcheting. 1 indent crimper “U” crimp	0.5–1, 1.5–2.5, 4–6mm ²
D7000	Ratcheting crimp tool set with 6 removable dies. 1 indent crimper “U” crimp	



DET48

Made in North America



HDT-04-08



DET12, DET16, DET20



D2681



D2682



HDT-50-00



HDT-48-00

Crimping Tools – Solid Contacts

Part No.	Description	Contact Size (TE DEUTSCH)	Crimp Style
DET48	Two handed	8, 4	2 indent
HDT-04-08	Two handed	8, 4	2 indent
DET12*	Ratcheting	12	4 indent
DET16*	Ratcheting	16	4 indent
DET20*	Ratcheting	20	4 indent
D2681	Ratcheting	20, 16, 12	2 indent
D2682	Ratcheting	20, 16, 12	2 indent
HDT-50-00	Ratcheting	20, 16, 12	1 indent
HDT-48-00	Ratcheting	20, 16, 12	4 indent

* Not made in North America.



Contacts & Tools

Crimping with the DET12, DET16 & DET20

Step 1

1. Ensure tool is reset by completely depressing handles.
2. Strip insulation from wire.
3. Insert contact into the appropriate size tool barrel up.




Step 2

1. Depress handles until contact is held but not crimped.



Step 3

1. Place the stripped end of the wire in the crimp barrel, ensuring there are no stray wire strands, and fully depress tool handles.



Crimping with the HDT-48-00

Step 1

1. Strip insulation from wire.
2. Raise selector knob and rotate until arrow is aligned with contact size to be crimped.
3. Loosen locknut, turn adjusting screw in until it stops.



Step 2

1. Insert contact with barrel up.
2. Turn adjusting screw counter clockwise until contact is flush with indenter cover. Tighten locknut.



Step 3

1. Insert wire into contact, ensuring there are no stray wire strands. Contact must be centred between indenters. Close handles until crimp cycle is completed.
2. Release handles and remove crimped contact.



Crimping with the HDT-50-00

Step 1

1. Ensure tool is reset by completely depressing handles.
2. Strip insulation from wire.
3. Position the contact into the matching sized groove, see markings 20, 18, 12.



Step 2

1. Make sure the shoulder of the contact is flush on the outside of the crimping tool.
2. Depress handles until contact is held but not crimped.



Step 3


1. Place the stripped end of the wire in the crimp barrel, ensuring there are no stray wire strands, and fully depress tool handles.



Also available on request


Ocean Series Applicators

- 3 feed options: Mechanical, Pneumatic, and Servo.
- Pre-feed and post-feed cams.
- Cut and no-cut carrier options.
- Adjustable terminal stripper.
- Adjustable spring-loaded terminal hold down.
- Mechanical counter.
- Fine adjust tool-less crimp height mechanisms.
- Robust, reliable construction.
- Same feed units can be used on Side-Feed and End-Feed style applicators.
All units can be easily removed and interchanged for upgrades if desired.



AMP 5K/40 Terminators

- 5000lb (2268kg) max. crimp force.
- Tool-less removal of applicators and guards for quick and simple maintenance and product change over.
- Jog capability.
- Quiet and fast operation: 80/76 dBa and cycle time less than 0.400 seconds.
- Accepts heavy-duty mini style applicators.
- Wide range of optional equipment such as tool-less precision crimp height adjust, batch counter, CQM capability and work light.
- Universal electrical input: 100-240 VAC, 50/60 Hz.
- Cannot be operated during normal production with guards open.
- Produced under an ISO 9001 Certified Quality System.



For further information ask your local reseller or enquire online at ionnic.com

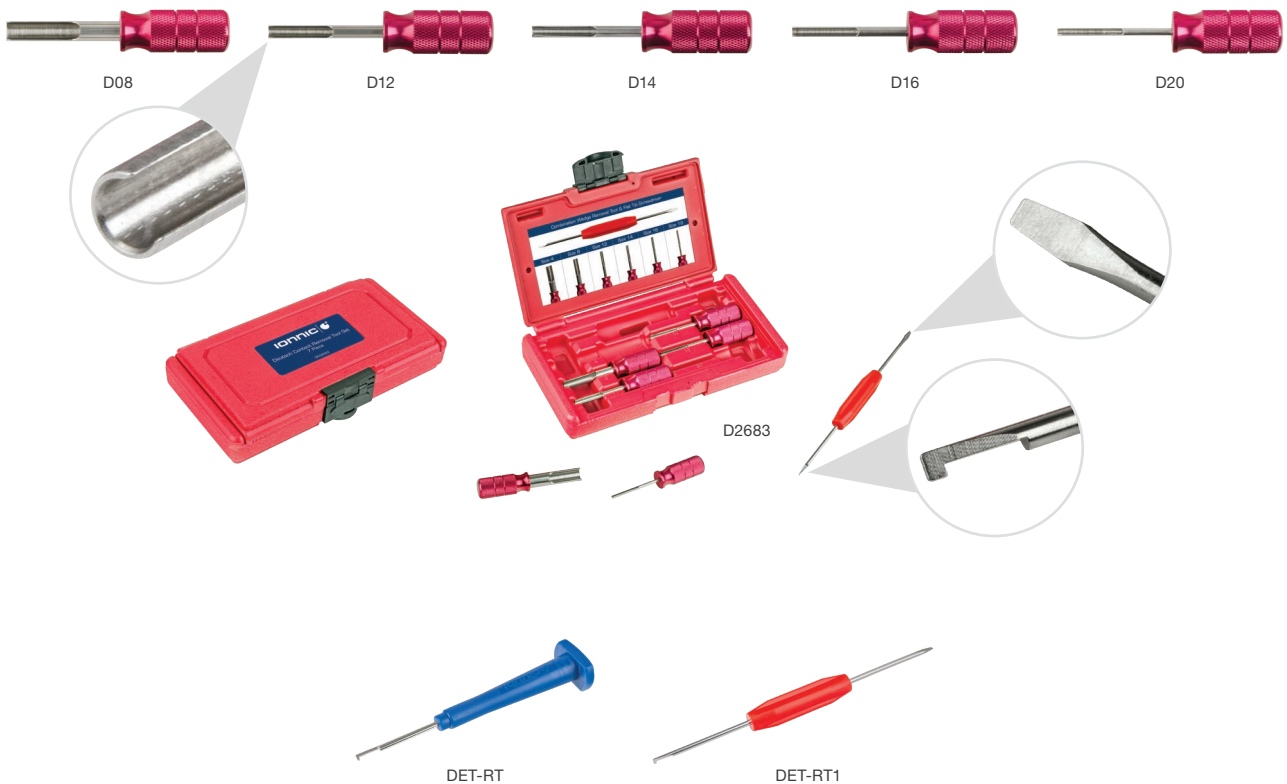


Contacts & Tools

Removal Tools




- Removes contact from connector without damage to the wire, insulation, connector seals, or connector body.
- Removal tools are required for wire removal in the DTHD, HD10, HDP20, HD30 and DRC series.
- Simplifies contact removal and field service repair.
- Usable with all connectors that utilise a round shoulder contact retention system.
- Compact and easy to use.



Heavy-duty Removal Tools & Multi-use Tools

Size 8	Size 12	Size 14	Size 16	Size 20
D08	D12	D14	D16	D20
D2683	Complete removal tool set including multi-use hook tool & flat-head screw driver. Removal tool for sizes 4, 8, 12, 14, 16, 20			
DET-RT	Multi-use hook tool			
DET-RT1	Multi-use hook tool & flat-head screw driver			

Contacts & Tools




Removal Tools

Part No.	Contact Size	Wire Gauge Size (AWG)	Colour	Notes
114009	4	6	White	
114008	8	10, 8	Green	
0411-353-0805	8	10, 8	Green	Extended
114010	12	12	Yellow	
0411-337-1205	12	14, 12	Orange	Extra Thin Wall (E-Seal)
0411-291-1405	14	16, 14	Green	
0411-310-1605	16	18, 16	Light Blue	Reduced wire seal
0411-336-1605	16	18, 16	Blue	Extra Thin Wall (E-Seal)
0411-204-1605	16	18, 16	Dark Blue	
0411-240-2005	20	24, 20	Red	

Removal Tool Instructions

Step 1

With the rear insert toward you, snap appropriate size removal tool over the wire of contact to be removed.




Step 2

Slide tool along the wire into the insert cavity until it engages the contact and resistance is felt.



Step 3

Pull contact wire assembly and removal tool out of connector. Do not twist the removal tool when inside the connector.




DET-RT Multi-use Tool



Removing Internal Wedgelocks



Removing Individual Contacts



Caterpillar to DEUTSCH Cross Reference

Caterpillar Part No.	TE DEUTSCH Part No.	Series	Description	Page
1				
100-5805	HDC16-3	HD10	Protective Cap – Receptacle	42
102-8812	1010-009-0206	DT	Seal – Plug	–
102-8813	1010-002-0306	DT	Seal – Plug	–
102-8814	1010-016-0406	DT	Seal – Plug	–
102-8815	1010-017-0606	DT	Seal – Plug	–
102-8816	1010-007-0806	DT	Seal – Plug	–
102-8817	1010-020-1206	DT	Seal – Plug	–
103-0213	DRC12-70PA	DRC	Standard Housing – Receptacle	75
104-2921	DT06-3S-EP05	DT	Modified Housing – Plug	–
113-4630	DT04-4P-LE04	DT	Modified Housing – Receptacle	–
113-4630	DT04-4P-LE13	DT	Modified Housing – Receptacle	–
115-1050	1060-16-0122	Contacts	F-Crimp – Pin – Size 14–18	99
115-1051	1062-16-0122	Contacts	F-Crimp – Socket – Size 14–18	99
115-1053	1062-14-0122	Contacts	F-Crimp – Socket – Size 14–18	99
115-3518	HD10-6-12P	HD10	Standard Housing – Receptacle	40
121-9587	0411-310-1605	Tools	Removal – Size 16, 18	108
121-9588	0411-336-1605	Tools	Removal – Size 16, 18	108
122-4384	HD34-24-21PN	HD30	Standard Housing – Receptacle	46
126-1767	0460-215-1631	Contacts	Solid – Pin – Size 14	99
126-1768	0462-209-1631	Contacts	Solid – Socket – Size 14	99
128-2312	HD10-9-96P	HD10	Standard Housing – Receptacle	40
133-0967	0460-247-1631	Contacts	Solid – Pin – Size 16–20	–
133-0969	0462-221-1631	Contacts	Solid – Pin – Size 16–20	–
133-0970	DT04-3P-P007	DT	Modified Housing – Receptacle	91
133-0973	DT04-3P-E008	DT	Modified Housing – Receptacle	91
133-0973	DT04-3P-EE01	DT	Modified Housing – Receptacle	–
133-0974	W3S-1939	DT	Wedgelock – Plug	91
133-0975	W3P-1939	DT	Wedgelock – Receptacle	91
133-4076	DT06-3S-E008	DT	Modified Housing – Plug	91
134-2540	DT04-3P-EP10	DT	Modified Housing – Receptacle	–
137-6645	1010-057-0206	DT	Rubber Seal	–
140-7684	DT04-3P-LE12	DT	Modified Housing – Receptacle	–
142-6258	DT15-12PA-P010	DT	Modified Housing – Receptacle	–
142-6259	DT15-12PB-P010	DT	Modified Housing – Receptacle	–
142-8131	DT15-12PC-P010	DT	Modified Housing – Receptacle	–
143-3345	DT15-4P	DT	Modified Housing – Receptacle	91
143-3346	DRC13-40PA	DRC	Standard Housing – Receptacle	82
150-0377	0462-223-1631	Contacts	Solid – Socket – Size 16–18	–
151-9276	DT04-6P-CE03	DT	Modified Housing – Receptacle	–
151-9277	DT04-4P-CE03	DT	Modified Housing – Receptacle	–
151-9278	DT04-2P-CE03	DT	Modified Housing – Receptacle	–
155-2252	DT06-12SA-EP08	DT	Modified Housing – Plug	–
155-2253	DT06-12SB-EP06	DT	Modified Housing – Plug	11
155-2254	DT06-12SC-EP06	DT	Modified Housing – Plug	–
155-2258	W12S-P012	DT	Wedgelock – Plug	14
155-2259	W8S-P012	DT	Wedgelock – Plug	14
155-2260	DT06-3S-EP09 + W3S-P012	DT	Modified Housing – Plug & Wedgelock	11, 14
155-2261	W2S-P012	DT	Wedgelock – Plug	14

Caterpillar to DEUTSCH Cross Reference

Caterpillar Part No.	TE DEUTSCH Part No.	Series	Description	Page
155-2262	W4S-P012	DT	Wedgelock – Plug	14
155-2263	W6S-P012	DT	Wedgelock – Plug	14
155-2264	DT06-08SA-EP08	DT	Modified Housing – Plug	11
155-2266	W3S-1939-P012	DT	Wedgelock – Plug	—
155-2267	DT06-3S-EP06	DT	Modified Housing – Plug	11
155-2269	DT06-2S-EP06	DT	Modified Housing – Plug	11
155-2272	DT06-4S-EP06	DT	Modified Housing – Plug	11
155-2273	DT06-6S-EP06	DT	Modified Housing – Plug	11
155-2276	W3S-P012	DT	Wedgelock – Plug	14
156-1458	HDC36-18	HD30	Protective Cap – Receptacle	49
156-1459	HDC34-18	HD30	Protective Cap – Plug	49
156-1460	HD34-18-8PN	HD30	Standard Housing – Receptacle	46
156-1461	HD36-18-8SN	HD30	Standard Housing – Plug	46
157-3584	HD16-9-1939S	HD10	Modified Housing – Plug	91
162-3046	DT04-08PA-CE03	DT	Modified Housing – Receptacle	—
164-2336	DT04-12PA-LE14	DT	Modified Housing – Receptacle	—
167-3692	HDP24-24-31PT	HDP20	Standard Housing – Receptacle	46
167-3693	HDP26-24-31ST	HDP20	Standard Housing – Plug	46
168-5006	2428-004-2405	HDP20	Backshell – 90 Degree	—
168-5007	HDP26-24-47SE-L017	HDP20	Modified Housing – Plug	—
169-0705	0413-204-2005	Cavity Plug	Size 20	102
169-0706	0462-201-20141	Contacts	Solid – Socket – Size 20	99
169-8670	DT06-3S-EP09	DT	Modified Housing – Plug	11
171-0596	DT04-3P-CE01	DT	Modified Housing – Receptacle	—
172-6062	DTV06-18SB	DTV	Modified Housing – Plug	19
172-6063	DTV02-18PB	DTV	Standard Housing – Receptacle	19
172-6064	WV-18P	DTV	Wedgelock – Receptacle	19
172-6065	WV-18S	DTV	Wedgelock – Plug	19
172-9200	DT04-4P-RT01	DT	Modified Housing – Receptacle	—
173-3047	DTP06-4S	DTP	Standard Housing – Plug	33
174-0502	DT06-3S-EP11	DT	Modified Housing – Plug	91
174-0611	HD34-18-14PN	HD30	Standard Housing – Receptacle	46
174-0681	HD36-18-14SN	HD30	Standard Housing – Plug	46
174-3016	DT06-3S-PP01	DT	Modified Housing – Plug	11
174-3089	DT04-12PA-BE04	DT	Modified Housing – Receptacle	—
175-3880	1010-064-0206	DT	Rubber Seal	—
175-3881	1010-062-0306	DT	Rubber Seal	—
175-3882	1010-066-0406	DT	Rubber Seal	—
175-3883	1010-070-0606	DT	Rubber Seal	—
175-3884	1010-063-0806	DT	Rubber Seal	—
175-3885	1010-058-1206	DT	Rubber Seal	—
176-2942	DT06-2S-EP11	DT	Modified Housing – Plug	—
176-2946	DT06-4S-CE05	DT	Modified Housing – Plug	—
177-9641	DTP04-2P-E003	DTP	Modified Housing – Receptacle	33
177-9642	WP-2P	DTP	Wedgelock – Receptacle	34
177-9646	DTP06-2S-E003	DTP	Modified Housing – Plug	34
177-9647	WP-2S	DTP	Wedgelock – Plug	34
177-9649	DTP04-4P-E003	DTP	Modified Housing – Receptacle	34
177-9650	WP-4P	DTP	Wedgelock – Receptacle	34
177-9654	DTP06-4S-E003	DTP	Modified Housing – Plug	34



Caterpillar to DEUTSCH Cross Reference

Caterpillar Part No.	TE DEUTSCH Part No.	Series	Description	Page
177-9655	WP-4S	DTP	Wedgelock – Plug	34
180-9214	112263-90	HD30	Panel Nut	49
180-9339	1060-16-0988	Contacts	Solid – Pin – Size 14–18	–
180-9340	1062-16-0988	Contacts	Solid – Socket – Size 14–18	–
183-5784	DRC18-40SC-P013	DRC	Modified Housing – Plug	–
183-5785	DRC12-40PC	DRC	Standard Housing – Receptacle	75
184-7035	DT04-12PA-L012	DT	Modified Housing – Receptacle	11
184-7036	DT04-12PB-L012	DT	Modified Housing – Receptacle	10
184-7037	DT04-12PC-L012	DT	Modified Housing – Receptacle	10
186-3735	0460-202-16141	Contacts	Solid – Pin – Size 16–20	99
186-3736	0462-201-16141	Contacts	Solid – Socket – Size 16–18	99
186-4848	W2SD-P012	DT	Wedgelock – Plug	–
189-3158	DT04-2P-RT01	DT	Modified Housing – Receptacle	89
190-7612	DT04-12PB-BE02	DT	Modified Housing – Receptacle	–
190-7613	DT04-12PC-BE02	DT	Modified Housing – Receptacle	–
191-7823	DTV02-18PB-C032	DTV	Modified Housing – Receptacle	–
195-0534	DT04-08PA-LE11	DT	Modified Housing – Receptacle	–
195-7970	0411-354-1605	Tools	Removal – Size 16	–
196-5330	DT04-4P-LE11	DT	Modified Housing – Receptacle	–
197-4385	DT04-2P-RT02	DT	Modified Housing – Receptacle	89
197-7259	HDP24-24-19PE	HDP20	Standard Housing – Receptacle	46
197-7261	HDP26-24-19SE	HDP20	Standard Housing – Plug	46
1U5804	HDT-48-00	Tools	Crimping – Size 12, 16, 20, 22	105
1U5805	0411-291-1405	Tools	Removal – Size 14, 16	108

2

200-1898	DT04-4P-RT03	DT	Modified Housing – Receptacle	89
201-2277	HDP26-24-18SN	HDP20	Standard Housing – Plug	46
201-2280	HDP24-24-18PN	HDP20	Standard Housing – Receptacle	46
204-6195	0462-203-08141	Contacts	Solid – Socket – Size 8–10	99
211-0052	2411-001-2405	HDP20	HDP Panel Nut	49
218-4935	DT04-2P-RT06	DT	Modified Housing – Receptacle	–
221-9804	DTHD06-1-8S-E003	DTHD	DTHD Series Modified Housing – Plug	–
225-3861	HDP24-24-31ST	HDP20	Standard Housing – Receptacle	46
225-9435	DT04-12PC-BL05	DT	Modified Housing – Receptacle	–
226-0936	DT04-2P-P049	DT	Modified Housing – Receptacle	–
228-8989	DT04-2P-RT21	DT	Modified Housing – Receptacle	–
230-7254	0460-002-1631	Contacts	Solid – Pin – Size 16–20	–
230-7255	0462-004-1631	Contacts	Solid – Socket – Size 16–20	–
245-8021	DRC16-24SAE-P013	DRC	Modified Housing – Plug	75
247-8195	DTM06-3S	DTM	Standard Housing – Plug	23
247-8196	WM-3S	DTM	Wedgelock – Plug	23
247-9654	1062-20-0122	Contacts	F-Crimp – Socket – Size 16–22	99
253-8110	DTM06-12SA	DTM	Standard Housing – Plug	23
253-8111	DTM06-12SB	DTM	Standard Housing – Plug	23
253-8112	DRC26-50S01	DRC	Standard Housing – Plug	–
253-8113	WM-12S	DTM	Wedgelock – Plug	23
272-2838	HDP26-24-31SE	HDP20	Standard Housing – Plug	46
272-2840	HDP24-24-31PE	HDP20	Standard Housing – Receptacle	46
273-6315	HDP26-24-9SE	HDP20	Standard Housing – Plug	46

Caterpillar to DEUTSCH Cross Reference

Caterpillar Part No.	TE DEUTSCH Part No.	Series	Description	Page
273-6316	HDP24-24-9PE	HDP20	Standard Housing – Receptacle	46
275-0601	1062-20-0144	Contacts	F-Crimp – Socket – Size 16–22	99
276-1151	0460-204-08141	Contacts	Solid – Pin – Size 8–10	99
276-5286	HDP26-24-31PE	HDP20	Standard Housing – Plug	46
276-5287	HDP24-24-31SE	HDP20	Standard Housing – Receptacle	46

3

308-6732	HDP24-24-31PT-L017	HDP20	Modified Housing – Receptacle	—
3E3364	DT04-2P-E005	DT	Modified Housing – Receptacle	11
3E3365	W2P-P004	DT	Wedgelock – Receptacle	—
3E3368	W3S	DT	Wedgelock – Plug	—
3E3370	DT04-3P-E005	DT	Modified Housing – Receptacle	11
3E3371	W3P-P004	DT	Wedgelock – Receptacle	—
3E3374	W4S	DT	Wedgelock – Plug	14
3E3375	DT04-4P-E004	DT	Modified Housing – Receptacle	—
3E3376	DT04-4P-E005	DT	Modified Housing – Receptacle	11
3E3377	W4P-P004	DT	Wedgelock – Receptacle	—
3E3380	W6S	DT	Wedgelock – Plug	14
3E3382	DT04-6P-E005	DT	Modified Housing – Receptacle	11
3E3383	W6P-P004	DT	Wedgelock – Receptacle	—
3E3386	W8S	DT	Wedgelock – Plug	14
3E3387	DT04-08PA-E004	DT	Modified Housing – Receptacle	—
3E3388	DT04-08PA-E005	DT	Modified Housing – Receptacle	11
3E3389	W8P-P004	DT	Modified Wedgelock – Receptacle	—
3E4367	0535-001-0001	DRC	Retaining Ring	—
3E5177	W12S	DT	Wedgelock – Plug – 12 Cavities	14
3E5179	DT04-12PA-BE03	DT	Modified Housing – Receptacle	—
3E5179	DT04-12PA-E005	DT	Modified Housing – Receptacle	11
3E5180	W12P-P004	DT	Modified Wedgelock – Receptacle	—
3E5225	HD16-6-12S	HD10	Standard Housing – Plug	42
3E5226	0462-210-1231	Contacts	Solid – Socket – Size 12–14	99
3E5312	DRC10-24PB	DRC	Standard Housing – Receptacle	75
3E5394	HD10-5-16P-B009	HD10	Modified Housing – Receptacle	—
3E6443	0504-001-4001	DRC	Protective Cap – Receptacle – 40 Cavities	—
3E6447	DRC13-70PD	DRC	Standard Housing – Receptacle	75
3E6448	DRC16-70SD-P013	DRC	Modified Housing – Plug	—
3E7990	DT04-12PA-LE10	DT	Modified Housing – Receptacle	—
3E8557	0526-001-0090	DRC	Jackscrew	—
3E8558	0526-004-0090	DRC	Jackscrew	—
3E8826	DRC10-24PA-A004	DRC	Modified Housing – Receptacle	—
3E8969	DT04-12PA-LE09	DT	Modified Housing – Receptacle	—
3E9399	DRC10-40P-A004	DRC	Modified Housing – Receptacle	—

7

7T0093	0460-204-12141	Contacts	Solid – Pin – Size 12–14	99
7T0094	0462-203-12141	Contacts	Solid – Socket – Size 12	99
7T3272	HD14-6-96P	HD10	Standard Housing – Receptacle	46
7T9742	0460-247-16141	Contacts	Solid – Pin – Size 16–20	—
7X1873	HD16-6-12S-B010	HD10	Modified Housing – Plug	42



Caterpillar to DEUTSCH Cross Reference

Caterpillar Part No.	TE DEUTSCH Part No.	Series	Description	Page
7X6195	HD10-9-16P-B009	HD10	Modified Housing – Receptacle	—
7X6198	HD18-003	HD10	Strain Relief – Shell Size 3	42
7X6217	HD14-9-16P	HD10	Standard Housing – Receptacle	40
7X6221	DRC10-24PA	DRC	Standard Housing – Receptacle	82
7X6222	DRC16-24SA-P013	DRC	Modified Housing – Plug	—

8

8C3654	HD16-6-96S	HD10	Standard Housing – Plug	40
8C6353	HDC14-9	HD10	Protective Cap – Plug – Shell Size 9	42
8C6354	HDC16-9	HD10	Protective Cap – Receptacle – Shell Size 9	42
8T5318	0411-204-1605	Tools	Removal – Size 16, 18	108
8T8731	HD16-3-96S	HD10	Standard Housing – Plug	40
8T8732	HD14-3-96P	HD10	Standard Housing – Receptacle	40
8T8733	HD16-5-16S	HD10	Standard Housing – Plug	40
8T8734	HD14-5-16P	HD10	Standard Housing – Receptacle	40
8T8735	HD16-9-96S	HD10	Standard Housing – Plug	40
8T8736	HD14-9-96P	HD10	Standard Housing – Receptacle	40
8T8737	114017	Cavity Plug	Size 12–16	102
8T9833	DRC10-40P	DRC	Standard Housing – Receptacle	75
8T9834	DRC16-40S-P013	DRC	Modified Housing – Plug	—

9

9W0844	0462-209-16141	Contacts	Solid – Pin – Size 14	99
9W0847	HD16-9-16S	HD10	Standard Housing – Plug	40
9W0852	0460-215-16141	Contacts	Solid – Pin – Size 14	99
9W1951	HD10-9-96P-B009	HD10	Modified Housing – Receptacle	42
9X0141	DRC18-40SA-P013	DRC	Modified Housing – Plug	—
9X0145	DRC12-24PA	DRC	Standard Housing – Receptacle	75
9X0146	DRC14-24PA	DRC	Standard Housing – Receptacle	75
9X0347	DRC16-70SB-P013	DRC	Modified Housing – Plug	—
9X0348	DRC13-70PB	DRC	Standard Housing – Receptacle	75
9X0352	DT04-2P-N006	DT	Modified Housing – Receptacle	—
9X1339	DRC14-40PA	DRC	Standard Housing – Receptacle	75
9X1343	DRC12-40PA	DRC	Standard Housing – Receptacle	75
9X3401	0460-202-1631	Contacts	Solid – Pin – Size 16–20	99
9X3402	0462-201-1631	Contacts	Solid – Socket – Size 16–20	99
9X3467	HDC14-3	HD10	Protective Cap – Plug – Shell Size 3	42
9X4391	DRC16-70SA-P013	DRC	Modified Housing – Plug	75
9X4404	HDC14-6	HD10	Protective Cap – Plug – Shell Size 6	42
9X4405	HDC16-6	HD10	Protective Cap – Receptacle – Shell Size 6	42
9X4813	HD10-3-96P	HD10	Standard Housing – Receptacle	40
9X4814	HD10-6-96P	HD10	Standard Housing – Receptacle	40
9X7143	DRC12-24PB	DRC	Standard Housing – Receptacle	75
9X7144	DRC16-24SB-P013	DRC	Modified Housing – Plug	—
9X7145	DRC12-24PC	DRC	Standard Housing – Receptacle	75
9X7146	DRC16-24SC-P013	DRC	Modified Housing – Plug	—
9X7147	DRC18-40SB-P013	DRC	Modified Housing – Plug	—
9X7148	DRC12-40PB	DRC	Standard Housing – Receptacle	75

TE DEUTSCH Housing Modifications

Housing Modifications

This modification list is only applicable to the TE DEUTSCH product line and series listed. Modifications listed are for reference only and may not be available for every arrangement.

DT04-2P-E008



E008

Heat shrink adaptor.

DTM06-2S-EP10



EP10

120 Ohms terminating resistor. Black.

DTP04-4P-L012



L012

Flange mount receptacle.

Mod #	Series	Description
-------	--------	-------------

A

A004	DRC	Receptacle with moulded-in PCB pins, 24 and 40 way
A006	DRC	Receptacle with moulded-in PCB pins, 40 way, #40 pin removed

B

B009	HD10	Receptacle with raised key removed from front of flange, no rear threads
B010	HD10	Plug with coupling ring added
B016	DT, DT13/15	Receptacle has extended shell and enhanced keys, plug has enhanced seal retention (P012), 12 way
B019	HD30	Custom snap ring mount
B022	HD10	Receptacle with D-hole panel mount, rear threads, J1939, black
B025	HD10	Receptacle with D-hole panel mount, no rear threads, black
B026	DTMF	PCB receptacle with alternate keying, requires plugs with WM-12S-B026 wedgelocks
B028	DT15	5 P.S.I rating

BE

BE02	DT	Receptacle with extended shell and enhanced keys (B016), end cap
BE03	DT	Receptacle with extended shell and enhanced keys (B016), end cap, black
BE04	DT	Receptacle with extended shell and enhanced keys (B016), end cap, reduced diameter seals (E seal), black
BE05	DT	Receptacle with extended shell and enhanced keys (B016), end cap, sealed flange, reduced diameter seals (E seal), threaded stainless steel flange inserts

BL

BL04	DT	Receptacle with extended shell and enhanced keys (B016), welded flange
BL08	DT	Receptacle with extended shell and enhanced keys (B016), welded flange, black
BL10	DT	Receptacle with extended shell and enhanced keys (B016), sealed flange, reduced diameter seals (E seal), shrink boot adapter, threaded stainless steel flange inserts
BL11	DT	Receptacle with extended shell and enhanced keys (B016), sealed flange, reduced diameter seals (E seal), end cap, threaded stainless steel flange inserts

BP

BP03	HD10	Receptacle with D-hole panel mount, J1939 Type II, green
------	------	--

C

C003	HDN	Standard cavity marking identification
C008	DT	Cavity blocked (C)
C012	HD30	Cavities blocked (J, P)
C015	DT, DTP	Reduced diameter seals (E seal)
C016	HD10	Cavities blocked (H, J) - HD10 Series 9 way
C017	DT, DTM, DTP	Solid rear grommet
C018	HD30	Cavities blocked (11, 18, 19), N/E seal options
C019	HD30	Cavities blocked (1, 2, 8, 9), N/E seal options
C020	HD30	Cavities blocked (A, D), N/E seal options
C021	HD30	Cavities blocked (A, B, C, D)
C022	HD30	Cavities blocked (A, D, J, M), with reduced diameter seals (E seal)



TE DEUTSCH Housing Modifications

Mod #	Series	Description
C024	HD10	Cavities blocked (B, C, D)
C026	DRC	Cavities blocked, 50 way
C030	HD30, HDP20	Four size 16 cavities blocked (1, 2, 5, 6)
C038	HD30, HDP20	Three size 4, four size 16, requires special size 4 AWG contacts
C041	HDP20	Receptacle with diagnostic keying

CE

CE01	DT	Reduced diameter seals (E seal), end cap
CE02	DT, DTP	Reduced diameter seals (E seal), black
CE03	DT	Reduced diameter seals (E seal), end cap, black
CE04	DT	Reduced diameter seals (E seal), shrink boot adapter
CE05	DT	Plug with reduced diameter seals (E seal), enhanced seal retention (P012), end cap
CE06	DT	Plug with reduced diameter seals (E seal), enhanced seal retention (P012)
CE07	DT	Receptacle with extended shell and enhanced keys (B016), reduced diameter seals (E seal), end cap
CE08	DT	Receptacle with extended shell and enhanced keys (B016), reduced diameter seals (E seal)
CE09	DT	Reduced diameter seals (E seal), shrink boot adapter, black
CE10	DT	Plug with reduced diameter seals (E seal), enhanced seal retention (P012), black
CE11	DT	Plug with reduced diameter seals (E seal), enhanced seal retention (P012), end cap, black
CE12	DT	Plug with reduced diameter seals (E seal), enhanced seal retention (P012), shrink boot adapter, black
CE13	DT	Plug with reduced diameter seals (E seal), enhanced seal retention (P012), shrink boot adapter
CE14	DT	Plug with reduced diameter seals (E seal), enhanced seal retention (P012), latch guard end cap, black
CE27	DT	Plug with reduced diameter seals (E seal), enhanced seal retention (P012), for use with integrated LED wedgelock, end cap, transparent Ultem
CE28	DT	Plug with reduced diameter seals (E seal), enhanced seal retention (P012), for use with integrated LED wedgelock, transparent Ultem

CL

CL01	HD30	Cavities blocked (J, Q, R, S, X), adapter for cable clamp (072)
CL03	DT	Reduced diameter seals (E seal), welded flange
CL07	DT	Reduced diameter seals (E seal), sealed flange, shrink boot adapter
CL08	DT	Reduced diameter seals (E seal), welded flange, end cap, disabled latch
CL09	DT	Reduced diameter seals (E seal), sealed flange, end cap, black
CL15	DT	Reduced diameter seals (E seal), welded flange, black
CL20	HDP20	Plug with diagnostic keying

CG

CG01	DRC	5mm threaded insert with silver-plating, moulded-in contacts, outside rows gold
------	-----	---

CP

CP01	DT	All cavities plugged, enhanced seal retention (P012), end cap
------	----	---

E

E003	DT, DTHD, DTM, DTP	End cap
E004	DT, DTM, DTP, HD10	Black
E005	DT, DTM, DTP	Black, end cap
E007	DTM	Shrink boot adapter
E008	DT	Shrink boot adapter
E009	DRC	24 way and 40 way receptacle, B keys, housing is grey, flange is black
E016	EEC	Standard EEC box, moulded-in transparent Ultem material
E019	AEC	Backshell adapter

EE

EE01	DT	Shrink boot adapter, black
EE03	DTM	Shrink boot adapter, black
EE04	DTM	High temp, black
EE05	DT	High temp, enhanced seal retention (P012) on plug, end cap, black

TE DEUTSCH Housing Modifications

Mod #	Series	Description
EF		
EF01	DT	Fluorosilicone front seals, end cap
EF02	DT	Fluorosilicone front seals, latch guard end cap
EK		
EK02	DT	Plug, 18 cavity DT with 18 size 16 contacts, enhanced seal retention (P012), end cap, "A" key is grey, "B" key is black, "C" key is green, "D" key is brown
EP		
EP04	DT	End cap (same as E003 mod)
EP05	DT	Latch guard end cap
EP06	DT	Plug with enhanced seal retention (P012), end cap
EP07	DT	Plug with enhanced seal retention (P012), black
EP08	DT	Plug with enhanced seal retention (P012), end cap, black
EP09	DT	Plug with enhanced seal retention (P012), latch guard end cap, black
EP10	DT, DTM	120 Ohm terminating resistor (J1939), black
EP11	DT	Plug with enhanced seal retention (P012), shrink boot adapter, black
EP12	DT	Bussed receptacle, 4 and 6 way only, 1 buss, black, gold-plated pins
EP13	DT	Bussed receptacle, 4 and 6 way only, 1 buss, black, nickel-plated pins
EP14	DT	Bussed receptacle, 6 way, 2 busses, black, nickel-plated pins
EP20	DT	Plug with enhanced seal retention (P012), shrink boot adapter
F		
F001	HDN	Inserts within connector made of Ultem
G		
G001	DRC	Gold-plated pins
G002	DRC	Outside rows of pins are gold-plated and rest are tin-plated
G003	DT13/15	Gold-plated pins
G004	DRC	Interface side pins are nickel-plated, PCB side pins are tin-plated
G005	DRCP	Tin-plated signal pins, tin-plated power pins
GC		
GC03	DRCP	Gold-plated signal pins, depopulated power pins
GC05	DRCP	Tin-plated signal pins, depopulated power pins
GR		
GR01	DTM13 (EEC headers)	Snap-in DTM PCB mounted header for DTM EEC enclosure, 12 and 24 pins, gold-plated pins
H		
H001	HD30	Plated with yellow chromate conversion
HL		
HL01	HD30	Dust cap plated with yellow chromate conversion, sash chain with eyelet for #10 screw
HL02	HD30	Adapter for cable clamp (-072) plated with yellow chromate conversion
J		
J001	HD30	Reverse cavity marking identification on grommet
J059	HD30	Reverse cavity marking identification on grommet, cable clamp (-059)
K		
K001	AEC	Moulded-in shell marking, remove blue stripe, end cap



TE DEUTSCH Housing Modifications

Mod #	Series	Description
K003	DT16	Plug, 15 cavity DT with two size 12 contacts and 13 size 16 contacts, enhanced seal retention (P012), end cap, black
K004	DT16	Plug, 18 cavity DT with 18 size 16 contacts, enhanced seal retention (P012), end cap, black

KP

KP01	DT16	Plug, six cavity DT with six size 16 contacts, enhanced seal retention (P012), end cap, green
------	------	---

L

L001	HD30	Same as -059 (cable clamp)
L003	HD30	Cable clamp adapter (-072)
L005	HD30	Cable clamp adapter (-072) without drain holes
L006	HD30	-059 modification using adapter without drain holes
L009	DTHD	Sealed flange, inside mount
L011	DRC	Wire router
L012	DT, DTP, DTM	Welded flange
L013	DTHD	Sealed flange, outside mount
L015	HDP20	Threaded adapter for backshell strain relief
L017	HDP20	Ring adapter for backshell strain relief
L018	DRB	Wire router
L020	HD30, HD50	Removes #10 eyelet from the dust cap chain
L024	HDP20	Wide threaded adapter for backshell strain relief
L072	HD30	Adapter ring

LE

LE01	DT	Sealed flange, inside mount, gasket, end cap
LE03	DT	Sealed flange, outside mount, o-ring sold separately, end cap, NOTE: DT04-08PA-LE03 comes with shrink boot adapter and o-ring on flange
LE05	DT	Sealed flange, inside mount, gasket, end cap
LE06	DT	Sealed flange, inside mount, reduced diameter seals (E seal), end cap
LE07	DT, DTP	Welded flange, end cap
LE08	DT	Welded flange, shrink boot adapter, grey
LE09	DT	Sealed flange, o-ring, end cap, black
LE10	DT	Sealed flange, inside mount, gasket, end cap, black
LE11	DT	Welded flange, end cap, black
LE12	DT	Welded flange, shrink boot adapter, black
LE13	DT	Special adapter, round housing, end cap
LE14	DT	Welded flange, black
LE17	DT	Receptacle with extended shell and enhanced keys (B016), sealed flange, gasket sold separately, end cap, black
LE21	DT	Receptacle with extended shell and enhanced keys (B016), sealed flange, reduced diameter seals (E seal), end cap, one piece connector design, threaded stainless steel flange inserts

N

N005	HD10	Receptacle with moulded-in PCB pins, modified shell
N006	DT	Receptacle with 90° moulded-in contacts
N012	DRC	Receptacle, one piece connector design

P

P005	AEC	Special oversized seal on AEC Series plugs and dust caps
P006	DT, DTM	120 Ohm terminating resistor (J1939)
P007	DT, DTM	Receptacle Y connector (J1939)
P012	DT	Plug with enhanced seal retention, 2-6 way are black, 8 and 12 way "A" key is grey, "B" key is black, "C" key is green, "D" key is brown
P013	DRC	Plug with bonded front seal, silicone adhesive

TE DEUTSCH Housing Modifications

Mod #	Series	Description
P016	DT	Bussed receptacle, 12 way, gold-plated contacts
P017	DRC	Stainless steel retention clip for jackscrew
P018	DTP	Receptacle with 12 AWG wires attached
P019	DRC	Zinc chromate retention clip for jackscrew
P021	DT	Bussed receptacle, 6, 8, and 12 way, one buss, nickel-plated pins
P026	DT	Bussed receptacle, 8 and 12 way, two busses, nickel-plated pins
P027	DT	Bussed receptacle, 12 way, two busses, gold-plated pins
P028	DT	Bussed receptacle, 8 way, two busses, nickel-plated pins
P030	DT	Bussed receptacle, 12 way, four busses, nickel-plated pins
P031	DT	Bussed receptacle, 12 way, four busses, gold-plated pins
P032	DT	Integrated shrink boot adapter (J1939), black
P060	DT	Bussed receptacle, 2 way, one buss, nickel-plated pins
P064	HD30, HDP20	24-91 arrangement without internal jumper
P075	DT	Bussed receptacle, 12 way, three busses, nickel-plated pins
P080	HD10	J1939 Type II, green

PE

PE01	DT	Latch guard, 120 Ohm terminating resistor (J1939)
------	----	---

PP

PP01	DT	Plug with enhanced seal retention (P012), 120 Ohm terminating resistor (J1939), end cap, black
------	----	--

R

R004	DTM13	Custom enclosure header, 90° pins
R005	DTM13	Custom flange, 90° pins
R008	DTM13 (EEC headers)	Snap-in DTM PCB mounted header for DTM EEC enclosure, 12 and 24 pins
R015	DT13 (EEC headers)	Snap-in DT PCB mounted header for DT EEC enclosure, 12, 24, 36, and 48 pins

RT

RT01	DT	Receptacle with MUR 460 diode
RT02	DT	Receptacle with 1N5625GP diode
RT03	DT	Receptacle with MUR 460 diode, 4 way available
RT06	DT	Receptacle with Phillips T.V.S diode 1.5KE130CA, green
RT25	DT	Receptacle with 27k Ohm resistor, black

T

TN81	DT	Snap on heat shrink adaptor.
------	----	------------------------------

#'s

059	HD30	Addition of threaded adapter and cable clamp assembly
072	HD30	Addition of threaded adapter
1E	HD30	Removes rivet and chain from protective dust cap



Index

Part No.	Page	Part No.	Page	Part No.	Page	Part No.	Page	Part No.	Page
0						D			
0409-201-1800	50	0462-203-12141	34	1060-16-0144	99			DT04-3P-P006	11
0409-201-2400	50	0462-203-12141	95	1060-16-0144	99			DT04-3P-P006	89
0411-204-1605	109	0462-203-12141	100	1060-16-0622	99	D08	108	DT04-3P-P006	91
0411-240-2005	109	0462-203-12141	101	1060-20-0122	99	D12	108	DT04-3P-P007	11
0411-291-1405	109	0462-209-16141	9	1060-20-0122	99	D14	108	DT04-3P-P007	91
0411-310-1605	109	0462-209-16141	100	1060-20-0144	93	D16	108	DT04-4P	9
0411-336-1605	109	0462-209-16141	101	1060-20-0144	99	D20	108	DT04-4P	11
0411-337-1205	109	0462-209-1631	100	1062-12-0166	99	D2681	105	DT04-4P-C015	11
0411-353-0805	109	0462-209-1631	101	1062-12-0222	99	D2682	105	DT04-4P-E005	11
0413-204-2005	23	0462-210-1231	100	1062-12-0222	99	D2683	108	DT04-4P-E008	11
0413-204-2005	23	0462-210-1231	101	1062-14-0122	99	D7000	104	DT04-4P-EP13	11
0413-204-2005	102	0515-031-7005	77	1062-14-0122	99	DET12	105	DT04-4P-EP13	87
0413-214-1205	102	0528-001-5005	77	1062-16-0122	99	DET16	105	DT04-4P-L012	11
0428-204-1890	50	0528-002-6005	77	1062-16-0144	91	DET20	105	DT04-4P-RT03	89
0428-204-2490	50	0528-007-6005	77	1062-16-0144	92	DET48	105	DT04-6P	9
0460-010-20141	23			1062-16-0144	92	DET-RT	108	DT04-6P	11
0460-010-20141	100	1		1062-16-0144	99	DET-RT1	108	DT04-6P-C015	11
0460-010-20141	101	1011-026-0205	15	1062-16-0144	99	DRB102-BT	74	DT04-6P-E005	11
0460-010-2031	93	1011-026-0205	27	1062-16-0622	99	DRB102-BT-90DEG	74	DT04-6P-E008	11
0460-010-2031	100	1011-026-0205	35	1062-16-1222	99	DRBF-1A	73	DT04-6P-EP13	11
0460-010-2031	101	1011-026-0205	37	1062-20-0122	99	DRBF-2A	73	DT04-6P-EP13	87
0460-202-16141	9	1011-027-0805	15	1062-20-0122	99	DRBM-3A	73	DT04-6P-EP14	11
0460-202-16141	100	1011-027-0805	27	1062-20-0144	93	DRC10-24PA	82	DT04-6P-EP14	87
0460-202-16141	101	1011-243-0805	17	1062-20-0144	99	DRC10-40P	82	DT04-6P-L012	11
0460-202-1631	91	1011-244-0805	17	112263-90	49	DRC13-40PA	82	DT06-08SA	9
0460-202-1631	92	1011-245-0805	17	112264	49	DRC23-24PA	82	DT06-08SA	11
0460-202-1631	95	1011-246-0805	17	114008	109	DRC24-BT	77	DT06-08SA-C015	11
0460-202-1631	100	1011-247-1205	17	114009	109	DRC24-GKT	77	DT06-08SA-E008	11
0460-202-1631	101	1011-248-1205	17	114010	109	DRC40-BT	77	DT06-08SA-EP06	11
0460-202-1631	101	1011-249-1205	17	114017	9	DRC40-GKT	77	DT06-08SA-EP08	11
0460-202-20141	23	1011-250-1205	17	114017	34	DRC70-BT	77	DT06-12SA	9
0460-202-20141	100	1011-255-0205	17	114017	34	DRC70-GKT	77	DT06-12SA	11
0460-202-20141	101	1011-256-0205	17	114017	102	DRCB24	77	DT06-12SA-C015	11
0460-202-2031	93	1011-257-0205	17	114018	102	DRCB40	77	DT06-12SA-E008	11
0460-202-2031	100	1011-258-0205	17	114018	102	DRCB70	77	DT06-12SA-EP06	11
0460-202-2031	101	1011-259-0305	17	114019	102	DT04-08PA	9	DT06-12SA-EP08	11
0460-204-0490	100	1011-260-0305	17	114020-90	49	DT04-08PA	11	DT06-12SB	11
0460-204-0490	101	1011-261-0305	17	114021	49	DT04-08PA-C015	11	DT06-12SB-EP06	11
0460-204-08141	95	1011-262-0305	17	16-04477	49	DT04-08PA-E005	11	DT06-12SC	11
0460-204-08141	100	1011-262-0305	17	16-04978	49	DT04-08PA-E008	11	DT06-12SD	11
0460-204-08141	101	1011-263-0405	17	18-D-PUNCH	51	DT04-08PA-L012	11	DT06-2S	9
0460-204-12141	34	1011-264-0405	17			DT04-08PA-P021	87	DT06-2S	11
0460-204-12141	95	1011-265-0405	17	2		DT04-08PA-P026	87	DT06-2S-C015	11
0460-204-12141	100	1011-266-0405	17			DT04-08PA-P028	87	DT06-2S-E008	11
0460-204-12141	101	1011-267-0605	17	2411-001-2405	49	DT04-08PB-P021	87	DT06-2S-EP06	11
0460-215-16141	9	1011-268-0605	17	2411-002-1805	49	DT04-08PB-P026	87	DT06-2S-EP06	95
0460-215-16141	100	1011-269-0605	17	2414-001-2486	49	DT04-08PB-P028	87	DT06-3S	9
0460-215-16141	100	1011-270-0605	17	2414-002-1886	49	DT04-12PA	9	DT06-3S	11
0460-215-16141	101	1011-344-0205	16	24-D-PUNCH	51	DT04-12PA	11	DT06-3S-C015	11
0460-215-1631	100	1011-345-0305	16			DT04-12PA-C015	11	DT06-3S-C015	91
0460-215-1631	101	1011-346-0405	16	5		DT04-12PA-E005	11	DT06-3S-E008	11
0460-220-1231	100	1011-347-0605	16			DT04-12PA-E008	11	DT06-3S-E008	91
0460-220-1231	101	1011-348-0805	16	5004-001-2405	95	DT04-12PA-L012	11	DT06-3S-EP06	11
0462-005-20141	23	1011-349-1205	16			DT04-12PA-P021	87	DT06-3S-EP09	11
0462-005-20141	100	1027-001-0800	15	A		DT04-12PA-P026	87	DT06-3S-EP11	11
0462-005-20141	101	1027-001-0800	27			DT04-12PA-P030	87	DT06-3S-EP11	91
0462-005-2031	93	1027-003-1200	15	AEC14-40PA	70	DT04-12PA-P075	87	DT06-3S-P006	11
0462-005-2031	100	1027-003-1200	27	AEC16-40SA	70	DT04-12PB	11	DT06-3S-P006	89
0462-005-2031	101	1027-003-1200	35			DT04-12PB-P021	87	DT06-3S-P006	91
0462-201-16141	9	1027-003-1200	37	B		DT04-12PB-P026	87	DT06-3S-PP01	11
0462-201-16141	100	1027-005-1200	15			DT04-12PB-P030	87	DT06-4S	9
0462-201-16141	101	1027-005-1200	27	BB2-12	88	DT04-2P	9	DT06-4S	11
0462-201-1631	91	1027-005-1200	35	BBC-12	88	DT04-2P	11	DT06-4S-E008	11
0462-201-1631	92	1027-005-1200	37	BBC2-12	88	DT04-2P-C015	11	DT06-4S-EP06	11
0462-201-1631	95	1027-008-1200	15	BBC-24	88	DT04-2P-E005	11	DT06-4S-EP06	95
0462-201-1631	100	1027-008-1200	27			DT04-2P-E008	11	DT06-6S	9
0462-201-1631	101	1027-008-1200	35	C		DT04-2P-L012	11	DT06-6S	11
0462-201-20141	23	1027-009-1200	15			DT04-2P-P060	87	DT06-6S-C015	11
0462-201-20141	100	1027-009-1200	27	CONNKIT-3X12	85	DT04-2P-RT01	89	DT06-6S-E008	11
0462-201-20141	101	1027-009-1200	35	CONNKIT-3X4	85	DT04-2P-RT02	89	DT06-6S-EP06	11
0462-201-2031	93	1060-12-0166	99	CONNKIT-3X8	85	DT04-2P-RT06	89	DT12	13
0462-201-2031	100	1060-12-0222	99	CONNKIT-4	83	DT04-3P	9	DT12-1	13
0462-201-2031	101	1060-12-0222	99	CONNKIT-4JUNCTION	83	DT04-3P	11	DT12-1-CAT	13
0462-203-04141	100	1060-14-0122	99	CONNKIT-6	84	DT04-3P-C015	11	DT12-1-E008	13
0462-203-04141	101	1060-14-0122	99	CONNKIT-6JUNCTION	84	DT04-3P-E005	11	DT12-1-L012	13
0462-203-08141	95	1060-14-0144	99	CONNKIT-BBJUNCTION	91	DT04-3P-E008	11	DT12-3	13
0462-203-08141	100	1060-16-0122	99	CONNKIT-RESISTOR	91	DT04-3P-E008	91	DT12-4	13
0462-203-08141	101	1060-16-0122	99			DT04-3P-L012	11	DT12-4-CAT	13

Part No.	Page	Part No.	Page	Part No.	Page	Part No.	Page	Part No.	Page
DT12FP-1	14	DT8-1-L012	13	DTM06-2S-EP10	93	DTP04-4P-L012	34		
DT12MP-1	14	DT8-3	13	DTM06-2S-P006	93	DTP06-2S	34		
DT12P-BT	16	DT8-4	13	DTM06-3S	23	DTP06-2S	34	M34-18-14PN	54
DT12P-BT-BK	16	DT8-4-CAT	13	DTM06-3S	24	DTP06-2S-E003	34	M34-18-14SE	54
DT12P-L012-GKT	15	DT8FP-1	14	DTM06-3S-E007	24	DTP06-4S	34	M34-18-14SN	54
DT12S-BT	16	DT8MP-1	14	DTM06-4S	23	DTP06-4S	34	M34-18-20SN	55
DT13-12PA	81	DT8P-BT	16	DTM06-4S	24	DTP06-4S-E003	34	M34-18-21PN	55
DT13-4P	81	DT8P-BT-BK	16	DTM06-4S-E004	24	DTP2-1	34	M34-18-21SN	55
DT15-08PA	81	DT8P-L012-GKT	15	DTM06-4S-E007	24	DTP2-4	34	M34-18-6PN-C030	53
DT15-12PA	81	DT8S-BT	16	DTM06-6S	23	DTP2P-BT	35	M34-18-8PN	53
DT15-4P	81	DTB12P	16	DTM06-6S	24	DTP2S-BT	35	M34-18-8SN	53
DT15-6P	81	DTB12S	16	DTM06-6S-E007	24	DTP4-1	34	M34-24-14PN	57
DT2	13	DTB2P	16	DTM12	25	DTP4-4	34	M34-24-14SN	57
DT2-1	13	DTB2S	16	DTM12/10	25	DTP4P-BT	35	M34-24-16PN	57
DT2-1B	13	DTB3P	16	DTM12-1	25	DTP4P-L012-GKT	35	M34-24-18PN	58
DT2-1-CAT	13	DTB3S	16	DTM12-1/10	25	DTP4S-BT	35	M34-24-18SE	58
DT2-1-E008	13	DTB4P	16	DTM12-2	25	DTT-16-00	104	M34-24-19PE	59
DT2-1-L012	13	DTB4S	16	DTM12-2/10	25	DTV02-18PA	19	M34-24-19PN	59
DT2-3	13	DTB6P	16	DTM12P-BT	27	DTV02-18PB	19	M34-24-19SE	59
DT2-4	13	DTB6S	16	DTM12S-BT	27	DTV06-18SA	19	M34-24-21PE	60
DT2-4-CAT	13	DTB8P	16	DTM13-12PA-12PB-R008	80	DTV06-18SB	19	M34-24-21PN	60
DT2A-1	13	DTB8S	16	DTM13-12PA-R008	80			M34-24-21SN	60
DT2A-1B	13	DTBS	31	DTM2	25	E		M34-24-23PE	61
DT2FP-1	14	DTBS-1	31	DTM2/10	25	EEC-325X4B	80	M34-24-23PN	61
DT2MP-1	14	DTF15-12PA	81	DTM2-1	25	EEC-325X4B-E016	80	M34-24-23PT	61
DT2P-BT	16	DTHD04-1-12P	37	DTM2-1/10	25	EEC-5X650A	81	M34-24-23SE	61
DT2P-BT-BK	16	DTHD04-1-4P	37	DTM2-2	25			M34-24-23SN	61
DT2-PM	15	DTHD04-1-8P	37	DTM2-2/10	25	H		M34-24-23ST	61
DT2S-BT	16	DTHD06-1-12S	37	DTM2-E007	25	HD10-3BT	42	M34-24-29PE	63
DT3	13	DTHD06-1-4S	37	DTM2-F	25	HD10-9-1939PE	92	M34-24-29SE	63
DT3-1	13	DTHD06-1-8S	37	DTM2-J1939-KIT	93	HD10-9BT	42	M34-24-31PE	64
DT3-1-CAT	13	DTHD12-1	37	DTM2P-BT	27	HD10-9GKT	42	M34-24-31PT	64
DT3-1-E008	13	DTHD4-1	37	DTM2S-BT	27	HD10-9-1939SE	92	M34-24-31ST	64
DT3-1-L012	13	DTHD8-1	37	DTM3	25	HD16-9-1939SE	92	M34-24-33SN	65
DT3-3	13	DTKIT	28	DTM3/10	25	HD18/90BKT	50	M34-24-35PN	65
DT3-4	13	DTKIT-1	28	DTM3-1	25	HD18-003	42	M34-24-35SN	65
DT3-4-CAT	13	DTKIT-1-CAT	29	DTM3-1/10	25	HD18-006	42	M34-24-47PE	66
DT3FP-1	14	DTKIT-2	29	DTM3-2	25	HD18-009	42	M34-24-47SE	66
DT3MP-1	14	DTKIT-W/SHOP-CAT	30	DTM3-2/10	25	HD18BKT	50	M34-24-91PN	66
DT3P-BT	16	DTKIT-WORKSHOP	30	DTM3-E007	25	HD24/90BKT	50	M34-24-9PN	56
DT3P-BT-BK	16	DTLED-12V-1	18	DTM3-F	25	HD24BKT	50	M34-24-9SN	56
DT3P-DC	16	DTLED-12V-3	18	DTM3P-BT	27	HD30-18-BT	52	M36-18-14PE	54
DT3P-L012-GKT	15	DTLED-12V-4	18	DTM3S-BT	27	HD30-18-BT	51	M36-18-14PN	54
DT3S-BT	16	DTLED-24V-1	18	DTM4	25	HD30-24BT-90-BK	51	M36-18-14SN	54
DT4	13	DTLED-24V-3	18	DTM4/10	25	HD30-24BT-BK	51	M36-18-20PN	55
DT4-1	13	DTLED-24V-4	18	DTM4-1	25	HD34-24-91PN	95	M36-18-21PN	55
DT4-1-CAT	13	DTM04-08PA	23	DTM4-1/10	25	HD34-24-91PN-059	95	M36-18-21SN	55
DT4-1-E008	13	DTM04-08PA	24	DTM4-2	25	HDB30-18	42	M36-18-6SN-C030	53
DT4-1-L012	13	DTM04-12PA	23	DTM4-2/10	25	HDB30-18	51	M36-18-8PN	53
DT4-3	13	DTM04-12PA	24	DTM4-E007	25	HDB30-24	51	M36-18-8SN	53
DT4-4	13	DTM04-12PB	24	DTM4-F	25	HDB36-24-91SN	95	M36-24-14PN	57
DT4-4-CAT	13	DTM04-2P	23	DTM4P-BT	27	HDB36-24-91SN-059	95	M36-24-14SN	57
DT4FP-1	14	DTM04-2P	24	DTM4S-BT	27	HDBOX-24-91PN	95	M36-24-16PN	57
DT4MP-1	14	DTM04-2P-E007	24	DTM6	25	HDC14-3	42	M36-24-16SN	57
DT4P-BT	16	DTM04-2P-P006	24	DTM6/10	25	HDC14-6	42	M36-24-18PE	58
DT4P-BT-BK	16	DTM04-2P-P006	93	DTM6-1	25	HDC14-9	42	M36-24-18SN	58
DT4P-DC	16	DTM04-2P-P007	24	DTM6-1/10	25	HDC16-3	42	M36-24-19PE	59
DT4P-L012-GKT	15	DTM04-2P-P007	93	DTM6-2	25	HDC16-5	42	M36-24-19SE	59
DT4S-BT	16	DTM04-3P	23	DTM6-2/10	25	HDC16-6	42	M36-24-21PN	60
DT6	13	DTM04-3P	24	DTM6P-BT	27	HDC16-9	42	M36-24-21SE	60
DT6-1	13	DTM04-4P	23	DTM6S-BT	27	HDC26-18	49	M36-24-21SN	60
DT6-1-CAT	13	DTM04-4P	24	DTM8	25	HDC26-24	49	M36-24-23PE	61
DT6-1-E008	13	DTM04-6P	23	DTM8/10	25	HDC34-18	49	M36-24-23PN	61
DT6-1-L012	13	DTM04-6P	24	DTM8-1	25	HDC34-24	49	M36-24-23SE	61
DT6-3	13	DTM06-08SA	23	DTM8-1/10	25	HDC36-18	49	M36-24-23SN	61
DT6-4	13	DTM06-08SA	24	DTM8-2	25	HDC36-24	49	M36-24-29PE	63
DT6-4-CAT	13	DTM06-08SA-E007	24	DTM8-2/10	25	HDT-04-08	105	M36-24-29SE	63
DT6FP-1	14	DTM06-12SA	23	DTM8P-BT	27	HDT-48-00	105	M36-24-31PT	64
DT6MP-1	14	DTM06-12SA	24	DTM8S-BT	27	HDT-50-00	105	M36-24-31SE	64
DT6P-BT	16	DTM06-12SA-E007	24	DTMKIT	32	HT-4220	104	M36-24-31ST	64
DT6P-BT-BK	16	DTM06-12SB	24	DTMKIT-1	32	HT-4560	104	M36-24-33PN	65
DT6P-DC	16	DTM06-12SC	24	DTMKIT-2	32			M36-24-35PN	65
DT6S-BT	16	DTM06-12SD	24	DTP04-2P	34	J		M36-24-35SN	65
DT8	13	DTM06-2S	23	DTP04-2P	34	JDL082397	42	M36-24-47PE	66
DT8-1	13	DTM06-2S	24	DTP04-2P-E003	34			M36-24-47SE	66
DT8-1-CAT	13	DTM06-2S-E005	93	DTP04-4P	34			M36-24-9PN	56
DT8-1-E008	13	DTM06-2S-E007	24	DTP04-4P	34			M36-24-9SN	56
		DTM06-2S-EP10	89	DTP04-4P-E003	34				



Index

Part No.	Page	Part No.	Page	Part No.	Page
P					
P10-3-96K	45	W2S-P012	95	WP-4P	34
P10-5-16K	45	W3P	9	WP-4P	35
P10-6-12K	45	W3P	14	WP-4S	34
P10-6-96K	45	W3P	91	WP-4S	35
P10-9-16K	45	W3P-1939	14	WV-18P	19
P10-9-1939K	45	W3P-1939	91	WV-18S	19
P10-9-96K	45	W3S-1939	14		
P14-3-96K	45	W3S-1939	91	X	
P14-5-16K	45	W3S-1939-P012	14	XT04-18PA	20
P14-9-16K	45	W3S-1939-P012	91	XT06-18SA	20
P14-9-96K	45	W3S-P012	9		
P24-18-14PE	54	W3S-P012	14		
P24-18-14PN	54	W4P	9		
P24-18-14SN	54	W4P	14		
P24-18-21PN	55	W4S	9		
P24-18-6PN	53	W4S	14		
P24-18-8PN	53	W4S-P012	14		
P24-18-8SN	53	W4S-P012	95		
P24-24-16PN	57	W6P	9		
P24-24-18PN	58	W6P	14		
P24-24-18SN	58	W6S	9		
P24-24-19PE	59	W6S	14		
P24-24-19PN	59	W6S-P012	14		
P24-24-21PE	60	W6S2-P012	14		
P24-24-21PN	60	W6S-P012	14		
P24-24-23PN	62	W8P	9		
P24-24-23SE	62	W8P	14		
P24-24-23SN	62	W8S	9		
P24-24-29PE	63	W8S	14		
P24-24-29SE	63	W8S-P012	14		
P24-24-31PE	64	WB-48PA	74		
P24-24-31PT	64	WB-48SA	74		
P24-24-31SE	64	WB-51PAL	74		
P24-24-31ST	64	WB-51PAR	74		
P24-24-47SE	66	WB-51SAL	74		
P24-24-9PN	56	WB-51SAR	74		
P24-24-9SN	56	WB-60PA	74		
P26-18-14PN	54	WB-60SA	74		
P26-18-14SE	54	WB-64PA	74		
P26-18-14SN	54	WB-64SA	74		
P26-18-21SN	55	WHDS-18-1	50		
P26-18-6SN	53	WHDS-18-2	50		
P26-18-8PN	53	WHDS-24-1	50		
P26-18-8SN	53	WHDS-24-2	50		
P26-24-16SN	57	WM-12P	23		
P26-24-18PN	58	WM-12P	26		
P26-24-18SN	58	WM-12S	23		
P26-24-19SN	59	WM-12S	26		
P26-24-21SE	60	WM-2P	23		
P26-24-21SN	60	WM-2P	26		
P26-24-23PE	62	WM-2PA	26		
P26-24-23PN	62	WM-2PB	26		
P26-24-23SN	62	WM-2S	23		
P26-24-29PE	63	WM-2S	26		
P26-24-29SE	63	WM-2S	93		
P26-24-31PE	64	WM-2SA	26		
P26-24-31PT	64	WM-2SB	26		
P26-24-31SE	64	WM-2SB	93		
P26-24-31ST	64	WM-3P	23		
P26-24-47PE	66	WM-3P	26		
P26-24-9PN	56	WM-3S	23		
P26-24-9SN	56	WM-3S	26		
		WM-4P	23		
		WM-4P	26		
		WM-4S	23		
		WM-4S	26		
		WM-6P	23		
		WM-6P	26		
		WM-6S	23		
		WM-6S	26		
		WM-8P	23		
		WM-8P	26		
		WM-8S	23		
		WM-8S	26		
		WP-2P	34		
		WP-2P	35		
		WP-2S	34		
		WP-2S	35		
W					
W12P	9				
W12P	14				
W12S	9				
W12S	14				
W12S-P012	14				
W2P	9				
W2P	14				
W2PA	14				
W2SA	14				
W2S-P012	9				
W2S-P012	14				

General Information

D2024 Version 4.0 – 08/2023

This reference manual supersedes all previous editions.

Auto Electrical Imports Pty. Ltd. reserves the right to change, or discontinue products or specifications without notice. All data and assistance is given as a general guide only and the final decision on suitability and application must be with the customer.

All bulk quantities of contacts, cavity plugs & wedgelocks are calculated by weight, a +/- 2% variation accepted.

Warranty Statement

Auto Electrical Imports Pty. Ltd. warrants the replacement only of products for a period of 12 months, unless otherwise stated, from date of purchase against faulty workmanship and material components.

Disassembly or modification of products may void warranty.

Warranty claims may only be returned by prior arrangement.

For a full statement outlining our warranty visit www.ionnic.com/warranty-statement

Copyright

This publication is copyright.
All rights reserved.

This publication may not be reproduced in full or in part by any means (electronic or mechanical) without the prior written permission of Auto Electrical Imports Pty. Ltd.

ionnic and the ionnic mark are trademarks of IONNIC Pty Ltd., registered in Australia and other countries, used under licence by Auto Electrical Imports Pty Ltd.

All other brand or product names are trademarks or registered trademarks of their respective owners.

